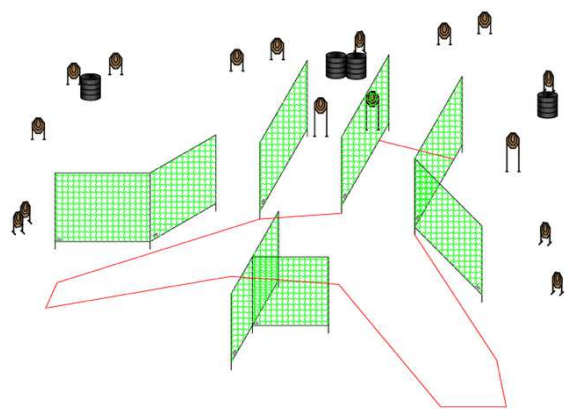


Superliga APS ČR - Stage 1 - 2023-06-08



Pokojik

Stage Results - Classic

Place	Name	No.	Class	Div	PF	Points	Pen	Time	Hit Factor	Stage Pts	Stage %
1	Novotný, Zdeněk		U	C	Min	150	0	23.05	6.5076	160.0000	100.00 %
2	Dadák, Pavel		U	C	Maj	153	0	28.09	5.4468	133.9181	83.70 %

Stage Results - Open

Place	Name	No.	Class	Div	PF	Points	Pen	Time	Hit Factor	Stage Pts	Stage %
1	Horinek, Milos			O	Maj	154	0	20.09	7.6655	160.0000	100.00 %
2	Šustrová, Kateřina		U	O	Maj	154	0	20.56	7.4903	156.3424	97.71 %
3	Samek, Petr		U	O	Maj	147	0	19.72	7.4544	155.5928	97.25 %
4	Šerá, Martina		U	O	Maj	145	0	19.71	7.3567	153.5538	95.97 %
5	Mařík, Milan		U	O	Maj	147	0	21.37	6.8788	143.5794	89.74 %
6	Cimbůrek, Lukáš		U	O	Maj	151	10	20.80	6.7788	141.4930	88.43 %
7	Šerý, Jiří		U	O	Maj	149	0	25.14	5.9268	123.7087	77.32 %

Stage Results - PCC

Place	Name	No.	Class	Div	PF	Points	Pen	Time	Hit Factor	Stage Pts	Stage %
1	Slavik, Daniel		U	PCC	Min	144	0	14.85	9.6970	160.0000	100.00 %
2	Korecký, Jan		U	PCC	Min	150	0	19.22	7.8044	128.7721	80.48 %
3	Zicha, Josef		U	PCC	Min	156	0	20.52	7.6023	125.4386	78.40 %
4	Smutný, Petr		U	PCC	Min	148	0	19.76	7.4899	123.5830	77.24 %
5	Bures, Vitezslav			PCC	Min	152	0	20.59	7.3822	121.8067	76.13 %
6	Jedlička, Jiří		U	PCC	Min	146	0	20.40	7.1569	118.0882	73.81 %
7	Šustr, Miloš		U	PCC	Min	156	0	22.26	7.0081	115.6334	72.27 %
8	Rataj, Jan		D	PCC	Min	146	0	21.15	6.9031	113.9007	71.19 %
9	Zolnay, Pavol		D	PCC	Min	154	0	23.43	6.5728	108.4507	67.78 %
10	Volhejn, Ladislav		U	PCC	Min	130	0	20.00	6.5000	107.2500	67.03 %
11	Havel, Milan		U	PCC	Min	146	0	22.52	6.4831	106.9716	66.86 %
12	Košťák, Jan		U	PCC	Min	150	0	23.72	6.3238	104.3423	65.21 %
13	Fiala, Rostislav		U	PCC	Min	150	0	23.74	6.3184	104.2544	65.16 %
14	Rehberger, Ivo		U	PCC	Min	146	0	23.26	6.2769	103.5684	64.73 %
15	Klose, Jens		U	PCC	Min	152	0	24.45	6.2168	102.5767	64.11 %
16	Matoušek, Jiří		U	PCC	Min	145	10	22.06	6.1197	100.9746	63.11 %
17	Stahl, Robert		U	PCC	Min	145	10	22.85	5.9081	97.4836	60.93 %
18	Stránský, Viktor		U	PCC	Min	149	10	23.79	5.8428	96.4061	60.25 %
19	Matýsek, Jaroslav		U	PCC	Min	148	0	26.67	5.5493	91.5636	57.23 %
20	Křapka, Martin		U	PCC	Min	146	0	27.19	5.3696	88.5987	55.37 %
21	Ruehmkorf, Ingo		U	PCC	Min	150	0	28.04	5.3495	88.2668	55.17 %
22	Fiala, Radim		U	PCC	Min	148	0	27.78	5.3276	87.9050	54.94 %
23	Härtig, Sven		U	PCC	Min	150	0	28.21	5.3173	87.7348	54.83 %
24	Fryš, Marek		U	PCC	Min	148	0	27.98	5.2895	87.2766	54.55 %

25	Bernard, Petr	U	PCC	Min	140	0	26.87	5.2103	85.9695	53.73 %
26	Souček, Jan	U	PCC	Min	132	0	25.78	5.1202	84.4841	52.80 %
27	Smrkovský, Martin	U	PCC	Min	152	0	29.72	5.1144	84.3876	52.74 %
28	Řehák, Michael	U	PCC	Min	125	10	22.59	5.0907	83.9973	52.50 %
29	Brož, Jiří	U	PCC	Min	142	0	28.26	5.0248	82.9087	51.82 %
30	Korecký, Jan-ml	U	PCC	Min	124	0	28.94	4.2847	70.6980	44.19 %
31	Appl, Vladimír	U	PCC	Min	128	0	30.11	4.2511	70.1428	43.84 %
32	Bříza, Pavel	U	PCC	Min	141	10	33.55	3.9046	64.4262	40.27 %
33	Starčevič, Miroslav	U	PCC	Min	140	30	28.21	3.8993	64.3389	40.21 %
34	Schulz, Marco	U	PCC	Min	124	60	20.58	3.1098	51.3120	32.07 %
35	Soueidan, Mohamed	U	PCC	Min	130	60	31.41	2.2286	36.7717	22.98 %
36	Bříza, Václav	U	PCC	Min	124	0	58.05	2.1361	35.2455	22.03 %
37	Dědič, Tomáš	U	PCC	Min	129	90	45.03	0.8661	14.2905	8.93 %
38	Maroušek, Petr	U	PCC	Sub	0	0	23.54	0.0000	0.0000	0.00 %

Stage Results - Production

Place	Name	No.	Class	Div	PF	Points	Pen	Time	Hit Factor	Stage Pts	Stage %
1	Fleischer, Alexander		U	P	Min	146	0	19.11	7.6400	160.0000	100.00 %
2	Tomolya, Štěpán		U	P	Min	154	0	20.68	7.4468	155.9545	97.47 %
3	Bindik, Franta		U	P	Min	142	0	20.19	7.0332	147.2922	92.06 %
4	Hanzlíček, Ladislav		U	P	Min	146	0	21.59	6.7624	141.6211	88.51 %
5	Liehne, Jan		U	P	Min	138	0	22.21	6.2134	130.1243	81.33 %
6	Němeček, Zdeněk		U	P	Min	142	0	23.13	6.1392	128.5703	80.36 %
7	Najmonova, Hana		U	P	Min	156	0	25.63	6.0866	127.4688	79.67 %
8	Kuhreiber, Karel		U	P	Min	140	0	23.38	5.9880	125.4040	78.38 %
9	Jurák, Jan		U	P	Min	140	0	23.68	5.9122	123.8153	77.38 %
10	Laburda, Jiří		U	P	Min	150	0	25.51	5.8800	123.1427	76.96 %
11	Ráček, Jarda		U	P	Min	146	0	25.11	5.8144	121.7682	76.11 %
12	Hindermann, Steffen		U	P	Min	146	0	25.26	5.7799	121.0451	75.65 %
13	Frinta, Petr		U	P	Min	150	0	26.66	5.6264	117.8308	73.64 %
14	Arnold, Ctibor		U	P	Min	148	0	26.55	5.5744	116.7414	72.96 %
15	Hůlka, Pavel		U	P	Min	140	0	26.66	5.2513	109.9754	68.73 %
16	Němcová, Petra		U	P	Min	141	10	25.52	5.1332	107.5025	67.19 %
17	Netolický, Pavel		U	P	Min	137	10	24.86	5.1086	106.9869	66.87 %
18	Louda, Vratislav		U	P	Min	156	0	30.64	5.0914	106.6261	66.64 %
19	Burkatovski, Ekaterina		U	P	Min	134	0	26.70	5.0187	105.1045	65.69 %
20	Petřík, Martin		U	P	Min	144	0	29.45	4.8896	102.4012	64.00 %
21	Burkatovski, Alexander		U	P	Min	141	10	27.67	4.7344	99.1494	61.97 %
22	Rajman, Jiří		U	P	Min	158	0	33.54	4.7108	98.6556	61.66 %
23	Viola, Moser		U	P	Min	144	0	30.69	4.6921	98.2638	61.41 %
24	Novotny, Jiri		U	P	Min	150	0	32.13	4.6685	97.7706	61.11 %
25	Ulehla, Gejza		U	P	Min	120	0	27.42	4.3764	91.6519	57.28 %
26	Svobodová, Marta		U	P	Min	150	0	36.24	4.1391	86.6824	54.18 %
27	Schwarz, Florian		U	P	Min	131	10	31.78	3.8074	79.7369	49.84 %
28	Chalupová, Barbora		U	P	Min	138	0	37.13	3.7167	77.8363	48.65 %
29	Foltýn, Karel		U	P	Min	144	0	38.89	3.7028	77.5447	48.47 %
30	Švarc, Petr			P	Min	125	30	25.75	3.6893	77.2635	48.29 %
31	Strnad, Ivo		U	P	Min	123	10	31.13	3.6299	76.0199	47.51 %
32	Trnková, Kateřina		U	P	Min	144	0	40.23	3.5794	74.9618	46.85 %
33	Slováček, Pavel		U	P	Min	135	10	36.27	3.4464	72.1756	45.11 %
34	Kysela, Miloš		U	P	Min	135	10	36.61	3.4144	71.5053	44.69 %
35	Bízek, Vojtěch		U	P	Min	128	0	38.06	3.3631	70.4318	44.02 %
36	Prothmann, Marcus		U	P	Min	114	20	29.87	3.1470	65.9053	41.19 %
37	Tomolya st., Štěpán		U	P	Min	154	0	49.18	3.1314	65.5783	40.99 %
38	Baumgart, Rene		U	P	Min	120	30	30.08	2.9920	62.6603	39.16 %
39	Jireš, Pavel		U	P	Min	132	30	34.11	2.9903	62.6248	39.14 %
40	Trenkler, Markus		U	P	Min	118	0	42.63	2.7680	57.9688	36.23 %
41	Toman, Jan		U	P	Min	111	40	38.57	1.8408	38.5511	24.09 %
42	Frýzek, Lubor - 1		U	P	Min	111	60	33.68	1.5143	31.7122	19.82 %
43	Majer, David		U	P	Min	84	130	41.17	0.0000	0.0000	0.00 %

Stage Results - Production Optics

Place	Name	No.	Class	Div	PF	Points	Pen	Time	Hit Factor	Stage Pts	Stage %
1	Maska, Richard		A	PO	Min	148	0	20.00	7.4000	160.0000	100.00 %
2	Šneberger, Jakub		U	PO	Min	152	0	20.96	7.2519	156.7980	98.00 %
3	Bittner, Michal		U	PO	Min	122	0	22.26	5.4807	118.5013	74.06 %
4	Marek, Přemek		U	PO	Min	144	0	27.83	5.1743	111.8762	69.92 %
5	Cehelský, Petr		U	PO	Min	142	0	27.53	5.1580	111.5245	69.70 %
6	Hora, Karel		U	PO	Min	148	0	28.94	5.1140	110.5736	69.11 %
7	Krejčí, Stanislav		U	PO	Min	144	0	29.15	4.9400	106.8101	66.76 %
8	Skiejka, Aleš		U	PO	Min	146	0	39.18	3.7264	80.5706	50.36 %
9	Marková, Šárka		U	PO	Min	146	0	46.40	3.1466	68.0336	42.52 %
10	Dröšler, Sebastian		U	PO	Min	128	30	32.36	3.0284	65.4796	40.92 %
11	Yildirim, Engin		U	PO	Min	121	10	36.97	3.0024	64.9175	40.57 %
12	Schmidt, Rainer		U	PO	Min	140	30	47.02	2.3394	50.5823	31.61 %

Stage Results - Revolver

Place	Name	No.	Class	Div	PF	Points	Pen	Time	Hit Factor	Stage Pts	Stage %
1	Prošek, Jan		U	R	Min	149	10	38.96	3.5678	160.0000	100.00 %
2	Prepletaný, Jan		U	R	Min	152	0	47.69	3.1873	142.9356	89.33 %

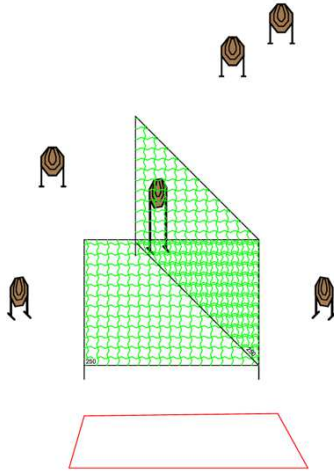
Stage Results - Standard

Place	Name	No.	Class	Div	PF	Points	Pen	Time	Hit Factor	Stage Pts	Stage %
1	Liehne, Zdeněk		U	S	Maj	155	0	19.67	7.8800	160.0000	100.00 %
2	Znamenacek, Petr		U	S	Maj	150	0	19.10	7.8534	159.4596	99.66 %
3	Vaclavík, Jaroslav		U	S	Maj	150	0	19.43	7.7200	156.7513	97.97 %
4	Marx, Jakub		U	S	Min	142	0	20.24	7.0158	142.4526	89.03 %
5	Dlouhý, Michal		U	S	Min	132	0	20.53	6.4296	130.5502	81.59 %
6	Ivo, Wilk		U	S	Min	144	0	24.05	5.9875	121.5738	75.98 %
7	Charvátová, Helena		U	S	Min	146	0	24.60	5.9350	120.5065	75.32 %
8	Šoustar, Ivo		U	S	Maj	154	0	26.47	5.8179	118.1298	73.83 %
9	Beneš, Stanislav		U	S	Maj	144	0	24.90	5.7831	117.4237	73.39 %
10	Novotný, Petr		U	S	Min	130	0	22.74	5.7168	116.0768	72.55 %
11	Samková, Markéta		U	S	Maj	140	0	24.54	5.7050	115.8367	72.40 %
12	Ďedíč, Jiří		U	S	Min	138	0	24.90	5.5422	112.5311	70.33 %
13	Černý, Marek		U	S	Maj	141	0	25.53	5.5229	112.1401	70.09 %
14	Liehne, Irena		U	S	Min	158	0	28.61	5.5225	112.1326	70.08 %
15	Fiala, Jan		U	S	Min	138	0	25.39	5.4352	110.3593	68.97 %
16	Habásko, Miloslav		U	S	Min	134	0	24.94	5.3729	109.0940	68.18 %
17	Batěk, Jarda		U	S	Min	140	0	26.61	5.2612	106.8257	66.77 %
18	Černý, Václav		U	S	Min	146	0	28.01	5.2124	105.8357	66.15 %
19	Pulíček, Leoš		U	S	Min	142	20	23.74	5.1390	104.3450	65.22 %
20	Kopřiva, Petr		U	S	Min	134	0	26.34	5.0873	103.2956	64.56 %
21	Šimek, František		U	S	Maj	135	0	26.60	5.0752	103.0492	64.41 %
22	Horáčková, Anna		U	S	Min	144	0	28.58	5.0385	102.3041	63.94 %
23	Racský, Libor		U	S	Min	137	10	27.42	4.6317	94.0435	58.78 %
24	Ráček, Jaroslav		U	S	Min	146	0	31.63	4.6159	93.7230	58.58 %
25	Hrádek, Martin		U	S	Min	144	0	31.25	4.6080	93.5632	58.48 %
26	Frýzek, Lubor		U	S	Min	114	20	20.58	4.5675	92.7417	57.96 %
27	Švadláková, Miroslava		U	S	Min	132	0	28.93	4.5627	92.6442	57.90 %
28	Weingartner, Tomáš		U	S	Min	134	0	29.71	4.5103	91.5788	57.24 %
29	Čurková, Alexandra		U	S	Min	135	10	27.97	4.4691	90.7424	56.71 %
30	Kučera, Peter		U	S	Min	144	0	32.79	4.3916	89.1690	55.73 %
31	Koblic, Jan		U	S	Min	121	10	30.33	3.6597	74.3093	46.44 %
32	Turková, Eva		U	S	Min	134	30	29.46	3.5302	71.6792	44.80 %
33	Focke, Peter		U	S	Min	142	0	41.56	3.4167	69.3754	43.36 %
34	Hejnová, Dea		U	S	Min	130	0	38.36	3.3889	68.8109	43.01 %
35	Petříková, Blanka		U	S	Min	135	10	41.35	3.0230	61.3800	38.36 %
36	Höding, Doris		U	S	Min	132	0	47.47	2.7807	56.4608	35.29 %
37	Foltýn, Tomáš		U	S	Min	144	0	51.92	2.7735	56.3145	35.20 %

38	Punčochář, Jaromír		S	Min	126	30	47.47	2.0223	41.0624	25.66 %
39	Babii, Iaroslav	U	S	Min	144	30	56.83	2.0060	40.7305	25.46 %
40	(DQ) Cihelna, Petr	PETRC	U	S	Min					

Generated by PractiScore for Android (1.7.29 samsung) at 2023-06-11 17:55 +0200

Superliga APS ČR - Stage 2 - 2023-06-08



IPSC bunkr

Stage Results - Classic

Place	Name	No.	Class	Div	PF	Points	Pen	Time	Hit Factor	Stage Pts	Stage %
1	Novotný, Zdeněk		U	C	Min	58	0	6.49	8.9368	60.0000	100.00 %
2	Dadák, Pavel		U	C	Maj	60	0	7.96	7.5377	50.6065	84.34 %

Stage Results - Open

Place	Name	No.	Class	Div	PF	Points	Pen	Time	Hit Factor	Stage Pts	Stage %
1	Samek, Petr		U	O	Maj	54	0	4.22	12.7962	60.0000	100.00 %
2	Cimbůrek, Lukáš		U	O	Maj	57	0	4.75	12.0000	56.2667	93.78 %
3	Šerá, Martina		U	O	Maj	56	0	4.90	11.4286	53.5873	89.31 %
4	Šustrová, Kateřina		U	O	Maj	57	0	5.10	11.1765	52.4052	87.34 %
5	Horínek, Milos			O	Maj	52	0	4.91	10.5906	49.6583	82.76 %
6	Mařík, Milan		U	O	Maj	56	0	5.99	9.3489	43.8360	73.06 %
7	Šerý, Jiří		U	O	Maj	60	0	6.91	8.6831	40.7139	67.86 %

Stage Results - PCC

Place	Name	No.	Class	Div	PF	Points	Pen	Time	Hit Factor	Stage Pts	Stage %
1	Slavík, Daniel		U	PCC	Min	52	0	3.60	14.4444	60.0000	100.00 %
2	Jedlička, Jiří		U	PCC	Min	60	0	4.49	13.3630	55.5080	92.51 %
3	Zicha, Josef		U	PCC	Min	58	0	4.59	12.6362	52.4887	87.48 %
4	Bures, Vitezslav			PCC	Min	60	0	4.93	12.1704	50.5539	84.26 %
5	Košťák, Jan		U	PCC	Min	60	0	4.96	12.0968	50.2481	83.75 %
6	Smutný, Petr		U	PCC	Min	56	0	4.66	12.0172	49.9175	83.20 %
7	Matoušek, Jiří		U	PCC	Min	58	0	4.98	11.6466	48.3781	80.63 %
8	Zolnay, Pavol		D	PCC	Min	54	0	4.89	11.0429	45.8707	76.45 %
9	Havel, Milan		U	PCC	Min	58	0	5.32	10.9023	45.2863	75.48 %
10	Souček, Jan		U	PCC	Min	58	0	5.36	10.8209	44.9483	74.91 %
11	Řehák, Michael		U	PCC	Min	54	0	5.02	10.7570	44.6828	74.47 %
12	Klose, Jens		U	PCC	Min	58	0	5.47	10.6033	44.0444	73.41 %
13	Volhejn, Ladislav		U	PCC	Min	50	0	4.74	10.5485	43.8169	73.03 %
14	Fiala, Rostislav		U	PCC	Min	54	0	5.18	10.4247	43.3026	72.17 %
15	Rataj, Jan		D	PCC	Min	52	0	5.04	10.3175	42.8571	71.43 %
16	Korecký, Jan		U	PCC	Min	48	0	4.66	10.3004	42.7864	71.31 %
17	Šustr, Miloš		U	PCC	Min	58	0	5.65	10.2655	42.6413	71.07 %
18	Bernard, Petr		U	PCC	Min	56	0	5.54	10.1083	41.9883	69.98 %
19	Stránský, Viktor		U	PCC	Min	60	0	5.94	10.1010	41.9580	69.93 %
20	Křapka, Martin		U	PCC	Min	56	0	5.63	9.9467	41.3171	68.86 %
21	Rehberger, Ivo		U	PCC	Min	54	0	5.53	9.7649	40.5620	67.60 %

22	Brož, Jiří	U	PCC	Min	48	0	4.97	9.6579	40.1176	66.86 %
23	Fiala, Radim	U	PCC	Min	60	0	6.25	9.6000	39.8769	66.46 %
24	Ruehmkorf, Ingo	U	PCC	Min	56	0	6.06	9.2409	38.3854	63.98 %
25	Schulz, Marco	U	PCC	Min	54	0	5.87	9.1993	38.2126	63.69 %
26	Korecký, Jan-ml	U	PCC	Min	48	0	5.52	8.6957	36.1204	60.20 %
27	Matýsek, Jaroslav	U	PCC	Min	56	0	6.53	8.5758	35.6226	59.37 %
28	Stahl, Robert	U	PCC	Min	46	0	5.49	8.3789	34.8045	58.01 %
29	Fryš, Marek	U	PCC	Min	58	0	6.97	8.3214	34.5657	57.61 %
30	Appl, Vladimír	U	PCC	Min	52	0	6.72	7.7381	32.1429	53.57 %
31	Dědič, Tomáš	U	PCC	Min	54	0	7.00	7.7143	32.0440	53.41 %
32	Starčevič, Miroslav	U	PCC	Min	54	0	7.15	7.5524	31.3717	52.29 %
33	Bříza, Pavel	U	PCC	Min	60	0	8.04	7.4627	30.9989	51.66 %
34	Soueidan, Mohamed	U	PCC	Min	58	0	9.88	5.8704	24.3849	40.64 %
35	Härtig, Sven	U	PCC	Min	56	0	10.04	5.5777	23.1689	38.61 %
36	Bříza, Václav	U	PCC	Min	50	0	16.07	3.1114	12.9242	21.54 %
37	Smrkovský, Martin	U	PCC	Min	58	0	22.23	2.6091	10.8377	18.06 %
38	Maroušek, Petr	U	PCC	Sub	0	0	4.97	0.0000	0.0000	0.00 %

Stage Results - Production

Place	Name	No.	Class	Div	PF	Points	Pen	Time	Hit Factor	Stage Pts	Stage %
1	Bindik, Franta		U	P	Min	54	0	4.90	11.0204	60.0000	100.00 %
2	Hindermann, Steffen		U	P	Min	58	0	5.55	10.4505	56.8969	94.83 %
3	Fleischer, Alexander		U	P	Min	58	0	5.75	10.0870	54.9179	91.53 %
4	Liehne, Jan		U	P	Min	56	0	5.67	9.8765	53.7723	89.62 %
5	Hanzlíček, Ladislav		U	P	Min	50	0	5.10	9.8039	53.3769	88.96 %
6	Arnold, Ctibor		U	P	Min	54	0	5.74	9.4077	51.2195	85.37 %
7	Tomolya, Štěpán		U	P	Min	52	0	5.56	9.3525	50.9193	84.87 %
8	Burkatovski, Alexander		U	P	Min	54	0	5.93	9.1062	49.5784	82.63 %
9	Němeček, Zdeněk		U	P	Min	46	0	5.44	8.4559	46.0376	76.73 %
10	Najmonova, Hana		U	P	Min	52	0	6.24	8.3333	45.3704	75.62 %
11	Ráček, Jarda		U	P	Min	52	0	6.24	8.3333	45.3704	75.62 %
12	Netolický, Pavel		U	P	Min	52	0	6.41	8.1123	44.1671	73.61 %
13	Němcová, Petra		U	P	Min	52	0	6.43	8.0871	44.0297	73.38 %
14	Frinta, Petr		U	P	Min	56	0	6.94	8.0692	43.9321	73.22 %
15	Laburda, Jiří		U	P	Min	50	0	6.40	7.8125	42.5347	70.89 %
16	Ulehla, Gejza		U	P	Min	56	0	7.18	7.7994	42.4636	70.77 %
17	Hůlka, Pavel		U	P	Min	48	0	6.28	7.6433	41.6136	69.36 %
18	Kuhntreiber, Karel		U	P	Min	54	0	7.13	7.5736	41.2342	68.72 %
19	Bízek, Vojtěch		U	P	Min	60	0	7.97	7.5282	40.9870	68.31 %
20	Jurák, Jan		U	P	Min	46	0	6.27	7.3365	39.9433	66.57 %
21	Louda, Vratislav		U	P	Min	56	0	7.84	7.1429	38.8889	64.81 %
22	Burkatovski, Ekaterina		U	P	Min	48	0	7.12	6.7416	36.7041	61.17 %
23	Trnková, Kateřina		U	P	Min	60	0	8.93	6.7189	36.5808	60.97 %
24	Novotny, Jiri		U	P	Min	48	0	7.17	6.6946	36.4482	60.75 %
25	Jireš, Pavel		U	P	Min	52	0	7.83	6.6411	36.1572	60.26 %
26	Kysela, Miloš		U	P	Min	50	0	7.58	6.5963	35.9132	59.86 %
27	Petřík, Martin		U	P	Min	50	0	7.71	6.4851	35.3077	58.85 %
28	Slováček, Pavel		U	P	Min	54	0	8.37	6.4516	35.1254	58.54 %
29	Baumgart, Rene		U	P	Min	42	0	6.65	6.3158	34.3860	57.31 %
30	Schwarz, Florian		U	P	Min	48	0	7.84	6.1224	33.3333	55.56 %
31	Rajman, Jiří		U	P	Min	54	0	8.82	6.1224	33.3333	55.56 %
32	Viola, Moser		U	P	Min	50	0	8.18	6.1125	33.2790	55.47 %
33	Prothmann, Marcus		U	P	Min	49	10	7.28	5.3571	29.1667	48.61 %
34	Strnad, Ivo		U	P	Min	47	10	7.14	5.1821	28.2135	47.02 %
35	Trenkler, Markus		U	P	Min	50	0	9.69	5.1600	28.0931	46.82 %
36	Toman, Jan		U	P	Min	48	0	9.90	4.8485	26.3973	44.00 %
37	Tomolya st., Štěpán		U	P	Min	58	0	12.10	4.7934	26.0973	43.50 %
38	Chalupová, Barbora		U	P	Min	48	0	10.62	4.5198	24.6077	41.01 %
39	Svobodová, Marta		U	P	Min	40	0	9.44	4.2373	23.0697	38.45 %
40	Švarc, Petr			P	Min	50	0	12.23	4.0883	22.2586	37.10 %
41	Foltýn, Karel		U	P	Min	46	0	11.46	4.0140	21.8538	36.42 %

42	Majer, David	U	P	Min	47	10	18.78	1.9702	10.7265	17.88 %
43	Frýzek, Lubor - 1	U	P	Min	36	20	9.22	1.7354	9.4481	15.75 %

Stage Results - Production Optics

Place	Name	No.	Class	Div	PF	Points	Pen	Time	Hit Factor	Stage Pts	Stage %
1	Maska, Richard		A	PO	Min	60	0	5.55	10.8108	60.0000	100.00 %
2	Šneberger, Jakub		U	PO	Min	54	0	5.42	9.9631	55.2952	92.16 %
3	Hora, Karel		U	PO	Min	54	0	6.22	8.6817	48.1833	80.31 %
4	Cehelský, Petr		U	PO	Min	56	0	6.51	8.6022	47.7419	79.57 %
5	Bittner, Michal		U	PO	Min	48	0	5.72	8.3916	46.5734	77.62 %
6	Krejčí, Stanislav		U	PO	Min	52	0	6.95	7.4820	41.5252	69.21 %
7	Dröšler, Sebastian		U	PO	Min	58	0	8.07	7.1871	39.8885	66.48 %
8	Marek, Přemek		U	PO	Min	51	10	6.19	6.6236	36.7609	61.27 %
9	Skiejka, Aleš		U	PO	Min	60	0	10.02	5.9880	33.2335	55.39 %
10	Schmidt, Rainer		U	PO	Min	46	0	7.93	5.8008	32.1942	53.66 %
11	Yildirim, Engin		U	PO	Min	50	0	10.77	4.6425	25.7660	42.94 %
12	Marková, Šárka		U	PO	Min	58	0	12.52	4.6326	25.7109	42.85 %

Stage Results - Revolver

Place	Name	No.	Class	Div	PF	Points	Pen	Time	Hit Factor	Stage Pts	Stage %
1	Prošek, Jan		U	R	Min	58	0	10.34	5.6093	60.0000	100.00 %
2	Prepletaný, Jan		U	R	Min	58	0	12.90	4.4961	48.0930	80.16 %

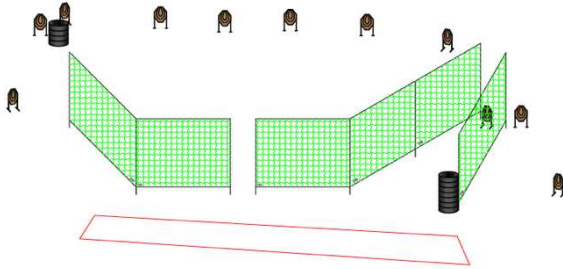
Stage Results - Standard

Place	Name	No.	Class	Div	PF	Points	Pen	Time	Hit Factor	Stage Pts	Stage %
1	Liehne, Zdeněk		U	S	Maj	59	0	4.86	12.1399	60.0000	100.00 %
2	Znamenacek, Petr		U	S	Maj	54	0	5.00	10.8000	53.3776	88.96 %
3	Habásko, Miloslav		U	S	Min	56	0	5.68	9.8592	48.7276	81.21 %
4	Vaclavík, Jaroslav		U	S	Maj	53	0	5.63	9.4139	46.5268	77.54 %
5	Fiala, Jan		U	S	Min	54	0	6.00	9.0000	44.4814	74.14 %
6	Šoustar, Ivo		U	S	Maj	57	0	6.48	8.7963	43.4746	72.46 %
7	Charvátová, Helena		U	S	Min	56	0	6.46	8.6687	42.8441	71.41 %
8	Liehne, Irena		U	S	Min	60	0	7.00	8.5714	42.3632	70.61 %
9	Pulíček, Leoš		U	S	Min	54	0	6.52	8.2822	40.9338	68.22 %
10	Marx, Jakub		U	S	Min	50	0	6.15	8.1301	40.1819	66.97 %
11	Novotný, Petr		U	S	Min	52	0	6.44	8.0745	39.9074	66.51 %
12	Dlouhý, Michal		U	S	Min	50	0	6.23	8.0257	39.6659	66.11 %
13	Kopřiva, Petr		U	S	Min	52	0	6.48	8.0247	39.6610	66.10 %
14	Švadláková, Miroslava		U	S	Min	56	0	7.09	7.8984	39.0371	65.06 %
15	Ivo, Wilk		U	S	Min	52	0	6.61	7.8669	38.8810	64.80 %
16	Beneš, Stanislav		U	S	Maj	56	0	7.30	7.6712	37.9141	63.19 %
17	Kučera, Peter		U	S	Min	56	0	7.41	7.5574	37.3513	62.25 %
18	Racský, Libor		U	S	Min	54	0	7.16	7.5419	37.2749	62.12 %
19	Černý, Marek		U	S	Maj	55	0	7.49	7.3431	36.2925	60.49 %
20	Ráček, Jaroslav		U	S	Min	56	0	7.63	7.3394	36.2743	60.46 %
21	Samková, Markéta		U	S	Maj	54	0	7.38	7.3171	36.1637	60.27 %
22	Turková, Eva		U	S	Min	52	0	7.14	7.2829	35.9949	59.99 %
23	Batěk, Jarda		U	S	Min	50	0	6.94	7.2046	35.6079	59.35 %
24	Ďedíč, Jiří		U	S	Min	48	0	6.67	7.1964	35.5673	59.28 %
25	Horáčková, Anna		U	S	Min	56	0	7.82	7.1611	35.3930	58.99 %
26	Koblic, Jan		U	S	Min	46	0	6.94	6.6282	32.7592	54.60 %
27	Frýzek, Lubor		U	S	Min	45	10	5.30	6.6038	32.6383	54.40 %
28	Weingartner, Tomáš		U	S	Min	52	0	8.04	6.4677	31.9656	53.28 %
29	Černý, Václav		U	S	Min	52	0	8.04	6.4677	31.9656	53.28 %
30	Hrádek, Martin		U	S	Min	56	0	8.67	6.4591	31.9231	53.21 %
31	Focke, Peter		U	S	Min	56	0	9.08	6.1674	30.4816	50.80 %
32	Čurková, Alexandra		U	S	Min	46	0	7.50	6.1333	30.3132	50.52 %
33	Foltýn, Tomáš		U	S	Min	58	0	11.05	5.2489	25.9419	43.24 %
34	Hejnová, Dea		U	S	Min	52	0	10.07	5.1639	25.5217	42.54 %
35	Punčochář, Jaromír			S	Min	50	0	10.40	4.8077	23.7614	39.60 %

36	Šimek, František	U	S	Maj	47	0	9.83	4.7813	23.6309	39.38 %
37	Höding, Doris	U	S	Min	42	0	10.38	4.0462	19.9980	33.33 %
38	Petříková, Blanka	U	S	Min	43	10	11.05	2.9864	14.7600	24.60 %
39	Babii, Jaroslav	U	S	Min	52	0	18.72	2.7778	13.7288	22.88 %
40	(DQ) Cihelna, Petr	PETRC	U	S	Min					

Generated by PractiScore for Android (1.7.29 samsung) at 2023-06-11 17:57 +0200

Superliga APS ČR - Stage 3 - 2023-06-08



Hruška

Stage Results - Classic

Place	Name	No.	Class	Div	PF	Points	Pen	Time	Hit Factor	Stage Pts	Stage %
1	Novotný, Zdeněk		U	C	Min	92	0	21.71	4.2377	110.0000	100.00 %
2	Dadák, Pavel		U	C	Maj	106	0	41.40	2.5604	66.4615	60.42 %

Stage Results - Open

Place	Name	No.	Class	Div	PF	Points	Pen	Time	Hit Factor	Stage Pts	Stage %
1	Mařík, Milan		U	O	Maj	96	0	13.56	7.0796	110.0000	100.00 %
2	Cimbůrek, Lukáš		U	O	Maj	102	0	14.61	6.9815	108.4754	98.61 %
3	Šerá, Martina		U	O	Maj	99	0	15.00	6.6000	102.5475	93.23 %
4	Samek, Petr		U	O	Maj	91	0	14.83	6.1362	95.3414	86.67 %
5	Horinek, Milos			O	Maj	97	10	15.89	5.4751	85.0700	77.34 %
6	Šerý, Jiří		U	O	Maj	105	0	21.97	4.7792	74.2575	67.51 %
7	Šustrová, Kateřina		U	O	Maj	94	10	17.61	4.7700	74.1141	67.38 %

Stage Results - PCC

Place	Name	No.	Class	Div	PF	Points	Pen	Time	Hit Factor	Stage Pts	Stage %
1	Slavik, Daniel		U	PCC	Min	100	0	12.36	8.0906	110.0000	100.00 %
2	Korecký, Jan		U	PCC	Min	98	0	12.99	7.5443	102.5718	93.25 %
3	Zicha, Josef		U	PCC	Min	100	0	13.87	7.2098	98.0245	89.11 %
4	Bures, Vitezslav			PCC	Min	102	0	15.10	6.7550	91.8405	83.49 %
5	Matoušek, Jiří		U	PCC	Min	92	0	14.09	6.5295	88.7744	80.70 %
6	Fiala, Rostislav		U	PCC	Min	98	0	15.01	6.5290	88.7680	80.70 %
7	Volhejn, Ladislav		U	PCC	Min	86	0	13.23	6.5004	88.3791	80.34 %
8	Zolnay, Pavol		D	PCC	Min	108	0	16.71	6.4632	87.8736	79.89 %
9	Smutný, Petr		U	PCC	Min	94	0	14.79	6.3556	86.4114	78.56 %
10	Jedlička, Jiří		U	PCC	Min	102	0	16.30	6.2577	85.0793	77.34 %
11	Šustr, Miloš		U	PCC	Min	102	0	16.84	6.0570	82.3511	74.86 %
12	Košťák, Jan		U	PCC	Min	106	0	17.61	6.0193	81.8385	74.40 %
13	Fryš, Marek		U	PCC	Min	94	0	15.84	5.9343	80.6833	73.35 %
14	Bříza, Pavel		U	PCC	Min	98	0	16.57	5.9143	80.4109	73.10 %
15	Havel, Milan		U	PCC	Min	100	0	17.20	5.8140	79.0465	71.86 %
16	Stahl, Robert		U	PCC	Min	96	0	17.07	5.6239	76.4626	69.51 %
17	Rataj, Jan		D	PCC	Min	94	0	16.82	5.5886	75.9824	69.07 %
18	Fiala, Radim		U	PCC	Min	96	0	17.36	5.5300	75.1853	68.35 %
19	Klose, Jens		U	PCC	Min	104	0	19.04	5.4622	74.2639	67.51 %
20	Rehberger, Ivo		U	PCC	Min	92	0	16.88	5.4502	74.1014	67.36 %
21	Křapka, Martin		U	PCC	Min	87	10	14.27	5.3959	73.3631	66.69 %
22	Schulz, Marco		U	PCC	Min	94	0	18.08	5.1991	70.6872	64.26 %
23	Appl, Vladimír		U	PCC	Min	102	0	19.67	5.1856	70.5029	64.09 %
24	Řehak, Michael		U	PCC	Min	98	0	18.98	5.1633	70.2006	63.82 %
25	Matýsek, Jaroslav		U	PCC	Min	102	0	20.01	5.0975	69.3049	63.00 %
26	Smrkovský, Martin		U	PCC	Min	108	0	21.26	5.0800	69.0672	62.79 %

27	Souček, Jan	U	PCC	Min	92	0	18.26	5.0383	68.5012	62.27 %
28	Härtig, Sven	U	PCC	Min	100	0	20.50	4.8780	66.3220	60.29 %
29	Ruehmkorf, Ingo	U	PCC	Min	96	0	19.71	4.8706	66.2210	60.20 %
30	Brož, Jiří	U	PCC	Min	84	0	17.55	4.7863	65.0749	59.16 %
31	Stránský, Viktor	U	PCC	Min	92	0	19.60	4.6939	63.8180	58.02 %
32	Bernard, Petr	U	PCC	Min	89	10	16.96	4.6580	63.3304	57.57 %
33	Starčevič, Miroslav	U	PCC	Min	104	0	22.54	4.6140	62.7322	57.03 %
34	Dědič, Tomáš	U	PCC	Min	92	0	19.99	4.6023	62.5729	56.88 %
35	Korecký, Jan-ml	U	PCC	Min	82	0	19.24	4.2620	57.9455	52.68 %
36	Soueidan, Mohamed	U	PCC	Min	102	0	25.91	3.9367	53.5234	48.66 %
37	Bříza, Václav	U	PCC	Min	110	0	41.65	2.6411	35.9078	32.64 %
38	Maroušek, Petr	U	PCC	Sub	0	0	19.12	0.0000	0.0000	0.00 %

Stage Results - Production

Place	Name	No.	Class	Div	PF	Points	Pen	Time	Hit Factor	Stage Pts	Stage %
1	Tomolya, Štěpán		U	P	Min	104	0	16.05	6.4798	110.0000	100.00 %
2	Liehne, Jan		U	P	Min	102	0	16.69	6.1114	103.7476	94.32 %
3	Bindik, Franta		U	P	Min	90	0	15.03	5.9880	101.6525	92.41 %
4	Němeček, Zdeněk		U	P	Min	100	0	17.75	5.6338	95.6392	86.94 %
5	Hanzlíček, Ladislav		U	P	Min	102	0	18.17	5.6136	95.2971	86.63 %
6	Burkatovski, Alexander		U	P	Min	106	0	19.45	5.4499	92.5168	84.11 %
7	Arnold, Ctibor		U	P	Min	102	0	19.94	5.1153	86.8379	78.94 %
8	Hindermann, Steffen		U	P	Min	96	0	18.99	5.0553	85.8184	78.02 %
9	Laburda, Jiří		U	P	Min	92	0	18.58	4.9516	84.0575	76.42 %
10	Němcová, Petra		U	P	Min	96	0	20.85	4.6043	78.1627	71.06 %
11	Fleischer, Alexander		U	P	Min	90	0	19.97	4.5068	76.5066	69.55 %
12	Frinta, Petr		U	P	Min	96	0	21.61	4.4424	75.4138	68.56 %
13	Najmonova, Hana		U	P	Min	95	10	19.90	4.2714	72.5104	65.92 %
14	Ulehla, Gejza		U	P	Min	82	0	19.29	4.2509	72.1632	65.60 %
15	Hůlka, Pavel		U	P	Min	91	10	19.25	4.2078	71.4313	64.94 %
16	Jurák, Jan		U	P	Min	101	10	22.14	4.1102	69.7747	63.43 %
17	Novotny, Jiri		U	P	Min	98	0	24.09	4.0681	69.0595	62.78 %
18	Ráček, Jarda		U	P	Min	82	0	20.48	4.0039	67.9702	61.79 %
19	Rajman, Jiří		U	P	Min	104	0	26.13	3.9801	67.5660	61.42 %
20	Schwarz, Florian		U	P	Min	100	0	25.26	3.9588	67.2049	61.10 %
21	Louda, Vratislav		U	P	Min	104	0	26.34	3.9484	67.0273	60.93 %
22	Švarc, Petr			P	Min	90	0	23.31	3.8610	65.5443	59.59 %
23	Petřík, Martin		U	P	Min	96	0	25.05	3.8323	65.0576	59.14 %
24	Strnad, Ivo		U	P	Min	84	0	22.25	3.7753	64.0890	58.26 %
25	Netolický, Pavel		U	P	Min	75	10	17.74	3.6640	62.2005	56.55 %
26	Burkatovski, Ekaterina		U	P	Min	87	10	23.24	3.3133	56.2457	51.13 %
27	Bízek, Vojtěch		U	P	Min	90	0	27.61	3.2597	55.3363	50.31 %
28	Viola, Moser		U	P	Min	80	0	24.99	3.2013	54.3448	49.40 %
29	Baumgart, Rene		U	P	Min	86	0	28.03	3.0681	52.0846	47.35 %
30	Slováček, Pavel		U	P	Min	94	0	31.51	2.9832	50.6423	46.04 %
31	Chalupová, Barbora		U	P	Min	94	0	32.39	2.9021	49.2665	44.79 %
32	Svobodová, Marta		U	P	Min	88	0	32.29	2.7253	46.2646	42.06 %
33	Trnková, Kateřina		U	P	Min	82	0	30.16	2.7188	46.1548	41.96 %
34	Frýzek, Lubor - 1		U	P	Min	84	0	31.62	2.6565	45.0974	41.00 %
35	Tomolya st., Štěpán		U	P	Min	94	0	36.21	2.5960	44.0691	40.06 %
36	Kysela, Miloš		U	P	Min	88	0	36.25	2.4276	41.2106	37.46 %
37	Kuhntreiber, Karel		U	P	Min	74	30	18.45	2.3848	40.4847	36.80 %
38	Prothmann, Marcus		U	P	Min	77	10	28.24	2.3725	40.2758	36.61 %
39	Trenkler, Markus		U	P	Min	76	20	30.95	1.8094	30.7158	27.92 %
40	Foltýn, Karel		U	P	Min	76	20	31.65	1.7694	30.0365	27.31 %
41	Jireš, Pavel		U	P	Min	66	20	26.90	1.7100	29.0295	26.39 %
42	Toman, Jan		U	P	Min	65	30	24.02	1.4571	24.7360	22.49 %
43	Majer, David		U	P	Min	69	30	36.29	1.0747	18.2437	16.59 %

Stage Results - Production Optics

Place	Name	No.	Class	Div	PF	Points	Pen	Time	Hit	Stage	Stage %
-------	------	-----	-------	-----	----	--------	-----	------	-----	-------	---------

									Factor	Pts	
1	Maska, Richard	A	PO	Min	100	0	16.50	6.0606	110.0000	100.00 %	
2	Šneberger, Jakub	U	PO	Min	106	0	18.70	5.6684	102.8824	93.53 %	
3	Cehelský, Petr	U	PO	Min	100	0	20.70	4.8309	87.6812	79.71 %	
4	Marek, Přemek	U	PO	Min	96	0	20.08	4.7809	86.7729	78.88 %	
5	Krejčí, Stanislav	U	PO	Min	104	0	22.67	4.5876	83.2642	75.69 %	
6	Bittner, Michal	U	PO	Min	78	0	17.26	4.5191	82.0220	74.57 %	
7	Dröšler, Sebastian	U	PO	Min	92	0	20.71	4.4423	80.6277	73.30 %	
8	Hora, Karel	U	PO	Min	94	0	23.94	3.9265	71.2657	64.79 %	
9	Skiejka, Aleš	U	PO	Min	96	0	27.02	3.5529	64.4856	58.62 %	
10	Marková, Šárka	U	PO	Min	106	0	33.08	3.2044	58.1590	52.87 %	
11	Schmidt, Rainer	U	PO	Min	91	10	29.23	2.7711	50.2959	45.72 %	
12	Yildirim, Engin	U	PO	Min	75	10	29.51	2.2026	39.9780	36.34 %	

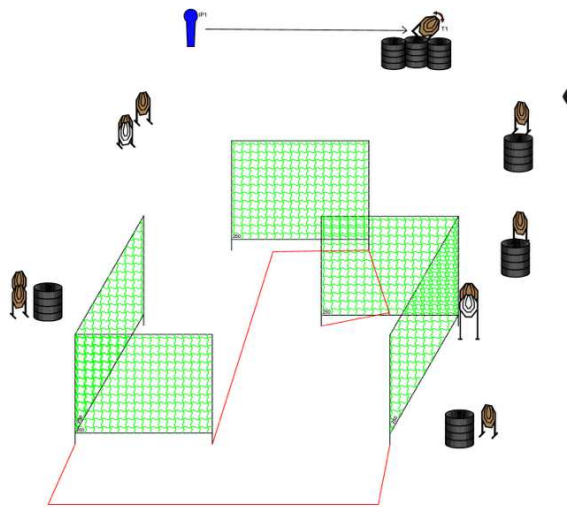
Stage Results - Revolver

Place	Name	No.	Class	Div	PF	Points	Pen	Time	Hit Factor	Stage Pts	Stage %
1	Prošek, Jan		U	R	Min	100	0	27.85	3.5907	110.0000	100.00 %
2	Prepletaný, Jan		U	R	Min	96	0	36.19	2.6527	81.2644	73.88 %

Stage Results - Standard

Place	Name	No.	Class	Div	PF	Points	Pen	Time	Hit Factor	Stage Pts	Stage %
1	Liehne, Zdeněk		U	S	Maj	105	0	15.17	6.9216	110.0000	100.00 %
2	Vaclavík, Jaroslav		U	S	Maj	97	0	14.79	6.5585	104.2299	94.75 %
3	Znamenacek, Petr		U	S	Maj	95	0	14.62	6.4979	103.2679	93.88 %
4	Dlouhý, Michal		U	S	Min	86	0	16.27	5.2858	84.0040	76.37 %
5	Marx, Jakub		U	S	Min	96	0	18.17	5.2834	83.9663	76.33 %
6	Pulíček, Leoš		U	S	Min	94	0	18.09	5.1962	82.5806	75.07 %
7	Fiala, Jan		U	S	Min	98	0	19.88	4.9296	78.3427	71.22 %
8	Novotný, Petr		U	S	Min	84	0	17.16	4.8951	77.7949	70.72 %
9	Ivo, Wilk		U	S	Min	102	0	21.08	4.8387	76.8986	69.91 %
10	Šoustar, Ivo		U	S	Maj	105	0	21.79	4.8187	76.5810	69.62 %
11	Frýzek, Lubor		U	S	Min	86	20	13.73	4.8070	76.3945	69.45 %
12	Habásko, Miloslav		U	S	Min	84	0	18.09	4.6434	73.7955	67.09 %
13	Beneš, Stanislav		U	S	Maj	95	0	20.81	4.5651	72.5505	65.96 %
14	Samková, Markéta		U	S	Maj	98	0	21.92	4.4708	71.0517	64.59 %
15	Liehne, Irena		U	S	Min	94	0	21.52	4.3680	69.4184	63.11 %
16	Batěk, Jarda		U	S	Min	100	0	23.08	4.3328	68.8578	62.60 %
17	Kopřiva, Petr		U	S	Min	86	0	19.96	4.3086	68.4742	62.25 %
18	Racský, Libor		U	S	Min	90	0	21.08	4.2694	67.8517	61.68 %
19	Ráček, Jaroslav		U	S	Min	104	0	24.48	4.2484	67.5167	61.38 %
20	Ďedič, Jiří		U	S	Min	96	0	22.84	4.2032	66.7981	60.73 %
21	Koblic, Jan		U	S	Min	88	0	21.43	4.1064	65.2604	59.33 %
22	Čurková, Alexandra		U	S	Min	86	0	22.32	3.8530	61.2341	55.67 %
23	Kučera, Peter		U	S	Min	87	10	20.17	3.8176	60.6700	55.15 %
24	Švadláková, Miroslava		U	S	Min	94	0	24.72	3.8026	60.4322	54.94 %
25	Weingartner, Tomáš		U	S	Min	92	0	24.86	3.7007	58.8133	53.47 %
26	Charvátová, Helena		U	S	Min	89	10	22.33	3.5378	56.2247	51.11 %
27	Hejnová, Dea		U	S	Min	98	0	28.46	3.4434	54.7243	49.75 %
28	Černý, Václav		U	S	Min	90	0	26.39	3.4104	54.1991	49.27 %
29	Turková, Eva		U	S	Min	89	10	23.69	3.3347	52.9970	48.18 %
30	Horáčková, Anna		U	S	Min	92	0	29.00	3.1724	50.4172	45.83 %
31	Černý, Marek		U	S	Maj	95	10	27.75	3.0631	48.6794	44.25 %
32	Hrádek, Martin		U	S	Min	83	10	23.92	3.0518	48.5010	44.09 %
33	Šimek, František		U	S	Maj	91	30	24.61	2.4787	39.3919	35.81 %
34	Petříková, Blanka		U	S	Min	89	10	31.94	2.4734	39.3080	35.73 %
35	Foltýn, Tomáš		U	S	Min	92	0	37.34	2.4638	39.1564	35.60 %
36	Punčochář, Jaromír			S	Min	94	0	38.25	2.4575	39.0558	35.51 %
37	Höding, Doris		U	S	Min	88	0	37.06	2.3745	37.7369	34.31 %
38	Focke, Peter		U	S	Min	84	20	33.28	1.9231	30.5623	27.78 %
39	Babii, Jaroslav		U	S	Min	95	10	52.55	1.6175	25.7060	23.37 %

Superliga APS ČR - Stage 4 - 2023-06-08



Jabiko

Stage Results - Classic

Place	Name	No.	Class	Div	PF	Points	Pen	Time	Hit Factor	Stage Pts	Stage %
1	Dadák, Pavel		U	C	Maj	91	0	17.16	5.3030	95.0000	100.00 %
2	Novotný, Zdeněk		U	C	Min	78	10	13.97	4.8676	87.1991	91.79 %

Stage Results - Open

Place	Name	No.	Class	Div	PF	Points	Pen	Time	Hit Factor	Stage Pts	Stage %
1	Cimbůrek, Lukáš		U	O	Maj	93	0	10.95	8.4932	95.0000	100.00 %
2	Šerá, Martina		U	O	Maj	89	0	11.57	7.6923	86.0422	90.57 %
3	Horinek, Milos			O	Maj	89	0	12.00	7.4167	82.9590	87.33 %
4	Samek, Petr		U	O	Maj	90	0	12.48	7.2115	80.6645	84.91 %
5	Šerý, Jiří		U	O	Maj	92	0	13.43	6.8503	76.6243	80.66 %
6	Mařík, Milan		U	O	Maj	91	0	13.76	6.6134	73.9738	77.87 %
7	Šustrová, Kateřina		U	O	Maj	93	0	15.34	6.0626	67.8129	71.38 %

Stage Results - PCC

Place	Name	No.	Class	Div	PF	Points	Pen	Time	Hit Factor	Stage Pts	Stage %
1	Bures, Vitezslav			PCC	Min	93	0	11.10	8.3784	95.0000	100.00 %
2	Slavik, Daniel		U	PCC	Min	91	0	11.12	8.1835	92.7898	97.67 %
3	Smutný, Petr		U	PCC	Min	83	0	11.05	7.5113	85.1686	89.65 %
4	Košťák, Jan		U	PCC	Min	87	0	11.95	7.2803	82.5496	86.89 %
5	Zolnay, Pavol		D	PCC	Min	91	0	12.60	7.2222	81.8907	86.20 %
6	Brož, Jiří		U	PCC	Min	87	0	12.21	7.1253	80.7918	85.04 %
7	Stránský, Viktor		U	PCC	Min	93	0	13.60	6.8382	77.5368	81.62 %
8	Souček, Jan		U	PCC	Min	89	0	13.03	6.8304	77.4478	81.52 %
9	Fiala, Rostislav		U	PCC	Min	89	0	13.20	6.7424	76.4504	80.47 %
10	Korecký, Jan		U	PCC	Min	79	0	11.78	6.7063	76.0406	80.04 %
11	Havel, Milan		U	PCC	Min	89	0	13.39	6.6468	75.3656	79.33 %
12	Jedlička, Jiří		U	PCC	Min	87	0	13.37	6.5071	73.7822	77.67 %
13	Klose, Jens		U	PCC	Min	91	0	14.12	6.4448	73.0753	76.92 %
14	Rehberger, Ivo		U	PCC	Min	87	0	13.59	6.4018	72.5878	76.41 %
15	Stahl, Robert		U	PCC	Min	81	0	12.68	6.3880	72.4318	76.24 %
16	Bernard, Petr		U	PCC	Min	89	0	14.28	6.2325	70.6684	74.39 %
17	Matoušek, Jiří		U	PCC	Min	88	10	12.52	6.2300	70.6405	74.36 %
18	Šustr, Miloš		U	PCC	Min	85	0	13.71	6.1999	70.2983	74.00 %
19	Řehák, Michael		U	PCC	Min	87	0	14.20	6.1268	69.4696	73.13 %
20	Fiala, Radim		U	PCC	Min	91	0	14.86	6.1238	69.4362	73.09 %
21	Zicha, Josef		U	PCC	Min	82	10	12.00	6.0000	68.0323	71.61 %
22	Appl, Vladimír		U	PCC	Min	93	0	15.70	5.9236	67.1656	70.70 %

23	Matýsek, Jaroslav	U	PCC	Min	93	0	15.79	5.8898	66.7828	70.30 %
24	Rataj, Jan	D	PCC	Min	87	0	15.63	5.5662	63.1137	66.44 %
25	Volhejn, Ladislav	U	PCC	Min	89	0	16.64	5.3486	60.6457	63.84 %
26	Schulz, Marco	U	PCC	Min	83	0	15.59	5.3239	60.3664	63.54 %
27	Bříza, Pavel	U	PCC	Min	93	0	17.55	5.2991	60.0855	63.25 %
28	Starčević, Miroslav	U	PCC	Min	85	0	16.56	5.1329	58.1999	61.26 %
29	Dědič, Tomáš	U	PCC	Min	85	10	14.82	5.0607	57.3821	60.40 %
30	Härtig, Sven	U	PCC	Min	89	0	17.78	5.0056	56.7573	59.74 %
31	Ruehmkorf, Ingo	U	PCC	Min	89	0	18.29	4.8660	55.1747	58.08 %
32	Korecký, Jan-ml	U	PCC	Min	87	0	18.63	4.6699	52.9505	55.74 %
33	Smrkovský, Martin	U	PCC	Min	91	0	20.30	4.4828	50.8287	53.50 %
34	Křapka, Martin	U	PCC	Min	77	30	11.34	4.1446	46.9947	49.47 %
35	Soueidan, Mohamed	U	PCC	Min	87	0	22.96	3.7892	42.9646	45.23 %
36	Fryš, Marek	U	PCC	Min	89	0	25.19	3.5331	40.0613	42.17 %
37	Bříza, Václav	U	PCC	Min	91	0	33.54	2.7132	30.7639	32.38 %
38	Maroušek, Petr	U	PCC	Sub	0	0	13.85	0.0000	0.0000	0.00 %

Stage Results - Production

Place	Name	No.	Class	Div	PF	Points	Pen	Time	Hit Factor	Stage Pts	Stage %
1	Fleischer, Alexander		U	P	Min	91	0	11.57	7.8652	95.0000	100.00 %
2	Tomolya, Štěpán		U	P	Min	91	0	12.55	7.2510	87.5817	92.19 %
3	Bindik, Franta		U	P	Min	91	0	12.64	7.1994	86.9581	91.53 %
4	Němcová, Petra		U	P	Min	93	0	13.51	6.8838	83.1463	87.52 %
5	Hanzlíček, Ladislav		U	P	Min	89	0	12.94	6.8779	83.0752	87.45 %
6	Němeček, Zdeněk		U	P	Min	95	0	14.02	6.7760	81.8448	86.15 %
7	Liehne, Jan		U	P	Min	88	10	11.67	6.6838	80.7308	84.98 %
8	Najmonova, Hana		U	P	Min	89	0	13.73	6.4822	78.2952	82.42 %
9	Burkatovski, Alexander		U	P	Min	81	0	12.81	6.3232	76.3750	80.39 %
10	Kuhtreiber, Karel		U	P	Min	87	0	13.77	6.3181	76.3134	80.33 %
11	Laburda, Jiří		U	P	Min	89	0	14.36	6.1978	74.8602	78.80 %
12	Novotny, Jiri		U	P	Min	95	0	15.37	6.1809	74.6561	78.59 %
13	Frinta, Petr		U	P	Min	91	0	15.23	5.9750	72.1701	75.97 %
14	Hindermann, Steffen		U	P	Min	81	0	13.96	5.8023	70.0834	73.77 %
15	Ráček, Jarda		U	P	Min	85	0	14.84	5.7278	69.1832	72.82 %
16	Hůlka, Pavel		U	P	Min	83	0	14.71	5.6424	68.1524	71.74 %
17	Louda, Vratislav		U	P	Min	91	0	17.16	5.3030	64.0530	67.42 %
18	Švarc, Petr			P	Min	89	0	16.94	5.2538	63.4588	66.80 %
19	Schwarz, Florian		U	P	Min	85	0	16.28	5.2211	63.0638	66.38 %
20	Netolický, Pavel		U	P	Min	73	0	14.32	5.0978	61.5737	64.81 %
21	Arnold, Ctibor		U	P	Min	89	0	17.93	4.9637	59.9550	63.11 %
22	Jireš, Pavel		U	P	Min	85	0	17.38	4.8907	59.0724	62.18 %
23	Petřík, Martin		U	P	Min	81	0	16.59	4.8825	58.9731	62.08 %
24	Ulehla, Gejza		U	P	Min	89	0	18.28	4.8687	58.8070	61.90 %
25	Svobodová, Marta		U	P	Min	91	0	18.89	4.8174	58.1869	61.25 %
26	Burkatovski, Ekaterina		U	P	Min	83	0	17.67	4.6972	56.7358	59.72 %
27	Viola, Moser		U	P	Min	83	0	17.75	4.6761	56.4801	59.45 %
28	Strnad, Ivo		U	P	Min	85	0	18.53	4.5872	55.4063	58.32 %
29	Jurák, Jan		U	P	Min	85	0	18.67	4.5528	54.9908	57.89 %
30	Slováček, Pavel		U	P	Min	87	0	20.10	4.3284	52.2804	55.03 %
31	Chalupová, Barbora		U	P	Min	89	0	20.58	4.3246	52.2348	54.98 %
32	Trnková, Kateřina		U	P	Min	89	0	20.74	4.2912	51.8319	54.56 %
33	Prothmann, Marcus		U	P	Min	83	0	19.87	4.1772	50.4540	53.11 %
34	Rajman, Jiří		U	P	Min	85	0	21.13	4.0227	48.5887	51.15 %
35	Foltýn, Karel		U	P	Min	85	0	21.16	4.0170	48.5198	51.07 %
36	Kysela, Miloš		U	P	Min	83	0	20.71	4.0077	48.4076	50.96 %
37	Baumgart, Rene		U	P	Min	79	0	20.01	3.9480	47.6865	50.20 %
38	Bízek, Vojtěch		U	P	Min	89	10	20.80	3.7981	45.8753	48.29 %
39	Tomolya st., Štěpán		U	P	Min	93	0	25.22	3.6875	44.5403	46.88 %
40	Trenkler, Markus		U	P	Min	81	0	23.14	3.5004	42.2802	44.51 %
41	Toman, Jan		U	P	Min	80	10	20.88	3.3525	40.4933	42.62 %
42	Frýzek, Lubor - 1		U	P	Min	69	20	19.13	2.5614	30.9383	32.57 %

43	Majer, David	U	P	Min	83	20	25.39	2.4813	29.9705	31.55 %
----	--------------	---	---	-----	----	----	-------	--------	---------	---------

Stage Results - Production Optics

Place	Name	No.	Class	Div	PF	Points	Pen	Time	Hit Factor	Stage Pts	Stage %
1	Šneberger, Jakub		U	PO	Min	91	0	12.28	7.4104	95.0000	100.00 %
2	Maska, Richard		A	PO	Min	84	10	11.68	6.3356	81.2212	85.50 %
3	Cehelský, Petr		U	PO	Min	82	10	13.00	5.5385	71.0019	74.74 %
4	Hora, Karel		U	PO	Min	85	0	15.90	5.3459	68.5334	72.14 %
5	Krejčí, Stanislav		U	PO	Min	89	0	16.73	5.3198	68.1985	71.79 %
6	Marek, Přemek		U	PO	Min	89	0	17.46	5.0974	65.3471	68.79 %
7	Dröšler, Sebastian		U	PO	Min	91	0	18.09	5.0304	64.4887	67.88 %
8	Bittner, Michal		U	PO	Min	80	10	15.21	4.6022	58.9996	62.10 %
9	Skiejka, Aleš		U	PO	Min	91	0	21.55	4.2227	54.1346	56.98 %
10	Schmidt, Rainer		U	PO	Min	83	0	19.72	4.2089	53.9575	56.80 %
11	Marková, Šárka		U	PO	Min	91	0	25.82	3.5244	45.1820	47.56 %
12	Yildirim, Engin		U	PO	Min	78	10	27.07	2.5120	32.2034	33.90 %

Stage Results - Revolver

Place	Name	No.	Class	Div	PF	Points	Pen	Time	Hit Factor	Stage Pts	Stage %
1	Prošek, Jan		U	R	Min	85	0	19.01	4.4713	95.0000	100.00 %
2	Prepletaný, Jan		U	R	Min	93	0	27.25	3.4128	72.5109	76.33 %

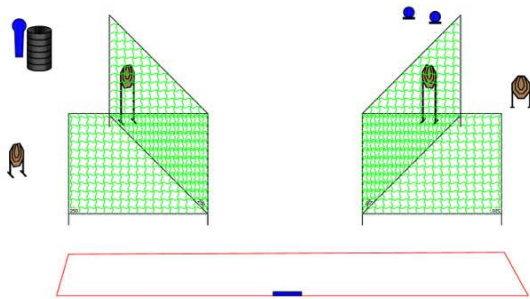
Stage Results - Standard

Place	Name	No.	Class	Div	PF	Points	Pen	Time	Hit Factor	Stage Pts	Stage %
1	Liehne, Zdeněk		U	S	Maj	92	0	10.70	8.5981	95.0000	100.00 %
2	Znamenacek, Petr		U	S	Maj	92	0	11.75	7.8298	86.5106	91.06 %
3	Marx, Jakub		U	S	Min	91	0	12.39	7.3446	81.1502	85.42 %
4	Ivo, Wilk		U	S	Min	87	0	12.88	6.7547	74.6316	78.56 %
5	Vaclavík, Jaroslav		U	S	Maj	89	0	13.52	6.5828	72.7332	76.56 %
6	Ďedíč, Jiří		U	S	Min	95	0	15.06	6.3081	69.6977	73.37 %
7	Dlouhý, Michal		U	S	Min	83	0	13.33	6.2266	68.7967	72.42 %
8	Novotný, Petr		U	S	Min	85	0	13.94	6.0976	67.3714	70.92 %
9	Liehne, Irena		U	S	Min	93	0	15.68	5.9311	65.5325	68.98 %
10	Fiala, Jan		U	S	Min	79	0	13.58	5.8174	64.2757	67.66 %
11	Beneš, Stanislav		U	S	Maj	88	0	15.18	5.7971	64.0517	67.42 %
12	Šoustar, Ivo		U	S	Maj	91	0	16.18	5.6242	62.1416	65.41 %
13	Horáčková, Anna		U	S	Min	89	0	15.98	5.5695	61.5365	64.78 %
14	Habásko, Miloslav		U	S	Min	77	0	13.94	5.5237	61.0306	64.24 %
15	Černý, Marek		U	S	Maj	88	10	14.58	5.3498	59.1094	62.22 %
16	Švadlaková, Miroslava		U	S	Min	87	0	16.57	5.2505	58.0118	61.07 %
17	Pulíček, Leoš		U	S	Min	79	0	15.06	5.2457	57.9591	61.01 %
18	Racský, Libor		U	S	Min	85	0	16.30	5.2147	57.6170	60.65 %
19	Čurková, Alexandra		U	S	Min	89	0	17.32	5.1386	56.7756	59.76 %
20	Samková, Markéta		U	S	Maj	89	0	17.60	5.0568	55.8723	58.81 %
21	Koblic, Jan		U	S	Min	87	0	17.35	5.0144	55.4038	58.32 %
22	Frýzek, Lubor		U	S	Min	72	10	12.41	4.9960	55.2000	58.11 %
23	Charvátová, Helena		U	S	Min	87	0	17.54	4.9601	54.8036	57.69 %
24	Černý, Václav		U	S	Min	81	0	17.09	4.7396	52.3676	55.12 %
25	Batěk, Jarda		U	S	Min	79	0	16.73	4.7221	52.1736	54.92 %
26	Turková, Eva		U	S	Min	88	10	16.58	4.7045	51.9792	54.71 %
27	Ráček, Jaroslav		U	S	Min	84	10	16.26	4.5510	50.2841	52.93 %
28	Weingartner, Tomáš		U	S	Min	85	0	18.94	4.4879	49.5859	52.20 %
29	Hrádek, Martin		U	S	Min	83	0	18.85	4.4032	48.6504	51.21 %
30	Šimek, František		U	S	Maj	78	0	18.38	4.2437	46.8887	49.36 %
31	Kučera, Peter		U	S	Min	80	10	16.78	4.1716	46.0920	48.52 %
32	Hejnová, Dea		U	S	Min	83	0	21.05	3.9430	43.5658	45.86 %
33	Kopřiva, Petr		U	S	Min	71	0	19.18	3.7018	40.9006	43.05 %
34	Focke, Peter		U	S	Min	91	0	25.20	3.6111	39.8989	42.00 %
35	Petríková, Blanka		U	S	Min	85	0	23.57	3.6063	39.8455	41.94 %

36	Foltýn, Tomáš		U	S	Min	91	0	25.99	3.5013	38.6861	40.72 %
37	Höding, Doris		U	S	Min	77	0	28.20	2.7305	30.1690	31.76 %
38	Punčochář, Jaromír			S	Min	81	0	37.74	2.1463	23.7139	24.96 %
39	Babii, Iaroslav		U	S	Min	91	10	38.14	2.1238	23.4652	24.70 %
40	(DQ) Cihelna, Petr	PETRC	U	S	Min						

Generated by PractiScore for Android (1.7.29 samsung) at 2023-06-11 18:00 +0200

Superliga APS ČR - Stage 5 - 2023-06-08



25metrovka vepředu (hot)

Stage Results - Classic

Place	Name	No.	Class	Div	PF	Points	Pen	Time	Hit Factor	Stage Pts	Stage %
1	Novotný, Zdeněk		U	C	Min	53	0	9.41	5.6323	55.0000	100.00 %
2	Dadák, Pavel		U	C	Maj	55	0	12.53	4.3895	42.8635	77.93 %

Stage Results - Open

Place	Name	No.	Class	Div	PF	Points	Pen	Time	Hit Factor	Stage Pts	Stage %
1	Cimbůrek, Lukáš		U	O	Maj	53	0	7.50	7.0667	55.0000	100.00 %
2	Horínek, Milos			O	Maj	54	0	7.85	6.8790	53.5392	97.34 %
3	Šustrová, Kateřina		U	O	Maj	50	0	7.39	6.7659	52.6591	95.74 %
4	Šerý, Jiří		U	O	Maj	55	0	8.42	6.5321	50.8392	92.43 %
5	Šerá, Martina		U	O	Maj	55	0	8.64	6.3657	49.5447	90.08 %
6	Samek, Petr		U	O	Maj	51	0	8.25	6.1818	48.1132	87.48 %
7	Mařík, Milan		U	O	Maj	55	0	10.42	5.2783	41.0812	74.69 %

Stage Results - PCC

Place	Name	No.	Class	Div	PF	Points	Pen	Time	Hit Factor	Stage Pts	Stage %
1	Slavík, Daniel		U	PCC	Min	55	0	6.77	8.1241	55.0000	100.00 %
2	Bures, Vitezslav			PCC	Min	53	0	7.04	7.5284	50.9673	92.67 %
3	Zicha, Josef		U	PCC	Min	55	0	8.06	6.8238	46.1973	84.00 %
4	Košťák, Jan		U	PCC	Min	55	0	8.41	6.5398	44.2747	80.50 %
5	Matoušek, Jiří		U	PCC	Min	51	0	7.80	6.5385	44.2654	80.48 %
6	Bernard, Petr		U	PCC	Min	53	0	8.28	6.4010	43.3345	78.79 %
7	Brož, Jiří		U	PCC	Min	55	0	8.71	6.3146	42.7497	77.73 %
8	Jedlička, Jiří		U	PCC	Min	51	0	8.14	6.2654	42.4165	77.12 %
9	Smutný, Petr		U	PCC	Min	51	0	8.14	6.2654	42.4165	77.12 %
10	Fryš, Marek		U	PCC	Min	55	0	9.03	6.0908	41.2348	74.97 %
11	Stahl, Robert		U	PCC	Min	51	0	8.42	6.0570	41.0059	74.56 %
12	Härtig, Sven		U	PCC	Min	55	0	9.11	6.0373	40.8727	74.31 %
13	Rataj, Jan		D	PCC	Min	55	0	9.14	6.0175	40.7385	74.07 %
14	Šustr, Miloš		U	PCC	Min	51	0	8.55	5.9649	40.3825	73.42 %
15	Soueidan, Mohamed		U	PCC	Min	51	0	8.67	5.8824	39.8235	72.41 %
16	Havel, Milan		U	PCC	Min	55	0	9.36	5.8761	39.7810	72.33 %
17	Zolnay, Pavol		D	PCC	Min	55	0	9.36	5.8761	39.7810	72.33 %
18	Stránský, Viktor		U	PCC	Min	49	0	8.68	5.6452	38.2177	69.49 %
19	Appl, Vladimír		U	PCC	Min	53	0	9.43	5.6204	38.0498	69.18 %
20	Řehák, Michael		U	PCC	Min	47	0	8.56	5.4907	37.1717	67.58 %
21	Schulz, Marco		U	PCC	Min	51	0	9.73	5.2415	35.4851	64.52 %
22	Ruehmkorf, Ingo		U	PCC	Min	49	0	9.52	5.1471	34.8456	63.36 %
23	Korecký, Jan-ml		U	PCC	Min	55	0	10.72	5.1306	34.7341	63.15 %
24	Klose, Jens		U	PCC	Min	51	0	9.96	5.1205	34.6657	63.03 %
25	Matýsek, Jaroslav		U	PCC	Min	53	0	10.36	5.1158	34.6342	62.97 %
26	Smrkovský, Martin		U	PCC	Min	55	0	10.93	5.0320	34.0668	61.94 %

27	Volhejn, Ladislav	U	PCC	Min	53	0	10.59	5.0047	33.8820	61.60 %
28	Bříza, Pavel	U	PCC	Min	55	0	11.02	4.9909	33.7886	61.43 %
29	Dědič, Tomáš	U	PCC	Min	49	0	9.84	4.9797	33.7124	61.30 %
30	Fiala, Rostislav	U	PCC	Min	53	0	10.84	4.8893	33.1006	60.18 %
31	Fiala, Radim	U	PCC	Min	55	0	11.49	4.7868	32.4064	58.92 %
32	Korecký, Jan	U	PCC	Min	51	0	11.03	4.6238	31.3028	56.91 %
33	Starčevič, Miroslav	U	PCC	Min	55	0	13.01	4.2275	28.6203	52.04 %
34	Rehberger, Ivo	U	PCC	Min	47	0	14.00	3.3571	22.7279	41.32 %
35	Souček, Jan	U	PCC	Min	47	0	15.82	2.9709	20.1131	36.57 %
36	Bříza, Václav	U	PCC	Min	55	0	22.11	2.4876	16.8408	30.62 %
37	Křapka, Martin	U	PCC	Min	5	160	2.31	0.0000	0.0000	0.00 %
38	Maroušek, Petr	U	PCC	Sub	0	0	9.04	0.0000	0.0000	0.00 %

Stage Results - Production

Place	Name	No.	Class	Div	PF	Points	Pen	Time	Hit Factor	Stage Pts	Stage %
1	Hanzlíček, Ladislav	U	P	Min	55	0	7.11	7.7356	55.0000	100.00 %	
2	Tomolya, Štěpán	U	P	Min	53	0	7.18	7.3816	52.4833	95.42 %	
3	Najmonova, Hana	U	P	Min	55	0	7.96	6.9095	49.1269	89.32 %	
4	Fleischer, Alexander	U	P	Min	53	0	8.20	6.4634	45.9549	83.55 %	
5	Němeček, Zdeněk	U	P	Min	55	0	8.53	6.4478	45.8441	83.35 %	
6	Bindik, Franta	U	P	Min	55	0	8.56	6.4252	45.6834	83.06 %	
7	Burkatovski, Alexander	U	P	Min	55	0	8.67	6.3437	45.1038	82.01 %	
8	Hindermann, Steffen	U	P	Min	55	0	8.72	6.3073	44.8452	81.54 %	
9	Kuhreiber, Karel	U	P	Min	55	0	8.85	6.2147	44.1864	80.34 %	
10	Frinta, Petr	U	P	Min	51	0	8.41	6.0642	43.1165	78.39 %	
11	Jurák, Jan	U	P	Min	51	0	8.82	5.7823	41.1122	74.75 %	
12	Ráček, Jarda	U	P	Min	49	0	8.78	5.5809	39.6800	72.15 %	
13	Liehne, Jan	U	P	Min	51	0	9.30	5.4839	38.9903	70.89 %	
14	Němcová, Petra	U	P	Min	51	0	9.33	5.4662	38.8650	70.66 %	
15	Švarc, Petr		P	Min	51	0	9.49	5.3741	38.2097	69.47 %	
16	Laburda, Jiří	U	P	Min	53	0	10.00	5.3000	37.6830	68.51 %	
17	Strnad, Ivo	U	P	Min	51	0	9.68	5.2686	37.4597	68.11 %	
18	Burkatovski, Ekaterina	U	P	Min	51	0	9.98	5.1102	36.3337	66.06 %	
19	Hůlka, Pavel	U	P	Min	45	0	8.83	5.0963	36.2344	65.88 %	
20	Louda, Vratislav	U	P	Min	53	0	10.40	5.0962	36.2337	65.88 %	
21	Petřík, Martin	U	P	Min	51	0	10.08	5.0595	35.9732	65.41 %	
22	Ulehla, Gejza	U	P	Min	47	0	9.34	5.0321	35.7784	65.05 %	
23	Novotny, Jiri	U	P	Min	53	0	10.63	4.9859	35.4497	64.45 %	
24	Netolický, Pavel	U	P	Min	43	0	8.69	4.9482	35.1818	63.97 %	
25	Frýzek, Lubor - 1	U	P	Min	49	0	10.30	4.7573	33.8243	61.50 %	
26	Foltýn, Karel	U	P	Min	55	0	12.22	4.5008	32.0008	58.18 %	
27	Baumgart, Rene	U	P	Min	51	0	12.09	4.2184	29.9926	54.53 %	
28	Majer, David	U	P	Min	53	0	12.68	4.1798	29.7185	54.03 %	
29	Rajman, Jiří	U	P	Min	55	0	13.24	4.1541	29.5355	53.70 %	
30	Trnková, Kateřina	U	P	Min	53	0	12.82	4.1342	29.3939	53.44 %	
31	Schwarz, Florian	U	P	Min	47	0	11.48	4.0941	29.1089	52.93 %	
32	Slováček, Pavel	U	P	Min	49	0	12.06	4.0630	28.8881	52.52 %	
33	Jireš, Pavel	U	P	Min	51	0	12.89	3.9566	28.1311	51.15 %	
34	Chalupová, Barbora	U	P	Min	49	0	12.41	3.9484	28.0733	51.04 %	
35	Prothmann, Marcus	U	P	Min	45	0	11.47	3.9233	27.8945	50.72 %	
36	Viola, Moser	U	P	Min	47	0	12.05	3.9004	27.7320	50.42 %	
37	Bízek, Vojtěch	U	P	Min	53	0	14.24	3.7219	26.4628	48.11 %	
38	Kysela, Miloš	U	P	Min	51	0	15.80	3.2278	22.9500	41.73 %	
39	Trenkler, Markus	U	P	Min	51	0	17.21	2.9634	21.0697	38.31 %	
40	Tomolya st., Štěpán	U	P	Min	53	0	19.42	2.7291	19.4042	35.28 %	
41	Svobodová, Marta	U	P	Min	46	10	14.30	2.5175	17.8993	32.54 %	
42	Arnold, Ctibor	U	P	Min	45	30	9.23	1.6251	11.5547	21.01 %	
43	Toman, Jan	U	P	Min	0	0	0.00	0.0000	0.0000	0.00 %	

Stage Results - Production Optics

Place	Name	No.	Class	Div	PF	Points	Pen	Time	Hit	Stage	Stage %
-------	------	-----	-------	-----	----	--------	-----	------	-----	-------	---------

									Factor	Pts	
1	Šneberger, Jakub	U	PO	Min	53	0	8.14	6.5111	55.0000	100.00 %	
2	Cehelský, Petr	U	PO	Min	51	0	8.64	5.9028	49.8618	90.66 %	
3	Hora, Karel	U	PO	Min	49	0	8.67	5.6517	47.7406	86.80 %	
4	Maska, Richard	A	PO	Min	55	0	10.09	5.4509	46.0450	83.72 %	
5	Bittner, Michal	U	PO	Min	47	0	8.71	5.3961	45.5817	82.88 %	
6	Dröbner, Sebastian	U	PO	Min	53	0	9.96	5.3213	44.9498	81.73 %	
7	Krejčí, Stanislav	U	PO	Min	55	0	10.47	5.2531	44.3739	80.68 %	
8	Skiejka, Aleš	U	PO	Min	53	0	11.63	4.5572	38.4953	69.99 %	
9	Schmidt, Rainer	U	PO	Min	51	0	11.31	4.5093	38.0907	69.26 %	
10	Marek, Přemek	U	PO	Min	48	10	10.61	3.5815	30.2538	55.01 %	
11	Marková, Šárka	U	PO	Min	55	0	26.20	2.0992	17.7326	32.24 %	
12	Yildirim, Engin	U	PO	Min	37	30	15.67	0.4467	3.7735	6.86 %	

Stage Results - Revolver

Place	Name	No.	Class	Div	PF	Points	Pen	Time	Hit Factor	Stage Pts	Stage %
1	Prošek, Jan		U	R	Min	53	0	12.90	4.1085	55.0000	100.00 %
2	Prepletaný, Jan		U	R	Min	53	0	15.15	3.4983	46.8317	85.15 %

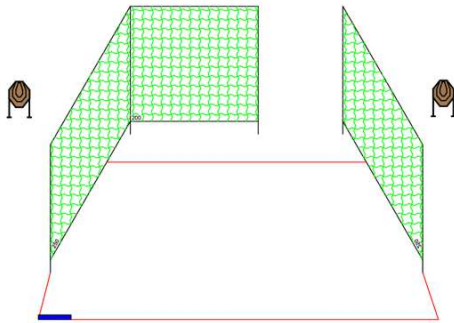
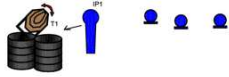
Stage Results - Standard

Place	Name	No.	Class	Div	PF	Points	Pen	Time	Hit Factor	Stage Pts	Stage %
1	Dlouhý, Michal		U	S	Min	55	0	7.66	7.1802	55.0000	100.00 %
2	Marx, Jakub		U	S	Min	53	0	7.46	7.1046	54.4209	98.95 %
3	Znamenacek, Petr		U	S	Maj	53	0	7.55	7.0199	53.7722	97.77 %
4	Liehne, Zdeněk		U	S	Maj	54	0	7.77	6.9498	53.2355	96.79 %
5	Fiala, Jan		U	S	Min	55	0	8.10	6.7901	52.0123	94.57 %
6	Pulíček, Leoš		U	S	Min	55	0	8.89	6.1867	47.3903	86.16 %
7	Kučera, Peter		U	S	Min	51	0	8.54	5.9719	45.7447	83.17 %
8	Samková, Markéta		U	S	Maj	54	0	9.06	5.9603	45.6556	83.01 %
9	Novotný, Petr		U	S	Min	49	0	8.25	5.9394	45.4958	82.72 %
10	Vaclavík, Jaroslav		U	S	Maj	52	0	8.79	5.9158	45.3151	82.39 %
11	Beneš, Stanislav		U	S	Maj	55	0	9.48	5.8017	44.4409	80.80 %
12	Racský, Libor		U	S	Min	55	0	9.54	5.7652	44.1614	80.29 %
13	Šoustar, Ivo		U	S	Maj	53	0	9.20	5.7609	44.1283	80.23 %
14	Habásko, Miloslav		U	S	Min	53	0	9.44	5.6144	43.0064	78.19 %
15	Horáčková, Anna		U	S	Min	55	0	10.00	5.5000	42.1300	76.60 %
16	Ďedíč, Jiří		U	S	Min	51	0	9.59	5.3180	40.7362	74.07 %
17	Batěk, Jarda		U	S	Min	53	0	9.99	5.3053	40.6386	73.89 %
18	Ivo, Wilk		U	S	Min	53	0	10.02	5.2894	40.5170	73.67 %
19	Frýzek, Lubor		U	S	Min	47	0	8.99	5.2280	40.0467	72.81 %
20	Kopřiva, Petr		U	S	Min	51	0	9.84	5.1829	39.7012	72.18 %
21	Charvátová, Helena		U	S	Min	53	0	10.42	5.0864	38.9616	70.84 %
22	Koblic, Jan		U	S	Min	53	0	10.56	5.0189	38.4451	69.90 %
23	Černý, Marek		U	S	Maj	53	0	10.81	4.9029	37.5560	68.28 %
24	Liehne, Irena		U	S	Min	51	0	10.50	4.8571	37.2057	67.65 %
25	Ráček, Jaroslav		U	S	Min	51	0	10.63	4.7977	36.7507	66.82 %
26	Černý, Václav		U	S	Min	49	0	10.33	4.7435	36.3349	66.06 %
27	Hrádek, Martin		U	S	Min	51	0	10.80	4.7222	36.1722	65.77 %
28	Šimek, František		U	S	Maj	54	0	11.59	4.6592	35.6894	64.89 %
29	Švadlaková, Miroslava		U	S	Min	49	0	10.68	4.5880	35.1442	63.90 %
30	Čurková, Alexandra		U	S	Min	51	0	11.18	4.5617	34.9428	63.53 %
31	Turková, Eva		U	S	Min	45	0	9.98	4.5090	34.5391	62.80 %
32	Weingartner, Tomáš		U	S	Min	51	0	11.49	4.4386	34.0000	61.82 %
33	Foltýn, Tomáš		U	S	Min	55	0	14.81	3.7137	28.4470	51.72 %
34	Petříková, Blanka		U	S	Min	49	0	13.58	3.6082	27.6392	50.25 %
35	Hejnová, Dea		U	S	Min	45	0	12.58	3.5771	27.4006	49.82 %
36	Focke, Peter		U	S	Min	55	0	15.47	3.5553	27.2334	49.52 %
37	Höding, Doris		U	S	Min	53	0	15.06	3.5193	26.9575	49.01 %
38	Punčochář, Jaromír			S	Min	47	0	14.13	3.3263	25.4791	46.33 %
39	Babii, Jaroslav		U	S	Min	55	0	21.06	2.6116	20.0047	36.37 %

40 (DQ) Cihelna, Petr PETRC U S Min

Generated by PractiScore for Android (1.7.29 samsung) at 2023-06-11 18:02 +0200

Superliga APS ČR - Stage 6 - 2023-06-08



25metrovka vzadu (hot)

Stage Results - Classic

Place	Name	No.	Class	Div	PF	Points	Pen	Time	Hit Factor	Stage Pts	Stage %
1	Novotný, Zdeněk		U	C	Min	48	0	7.78	6.1697	50.0000	100.00 %
2	Dadák, Pavel		U	C	Maj	47	0	13.58	3.4610	28.0483	56.10 %

Stage Results - Open

Place	Name	No.	Class	Div	PF	Points	Pen	Time	Hit Factor	Stage Pts	Stage %
1	Samek, Petr		U	O	Maj	49	0	6.57	7.4581	50.0000	100.00 %
2	Cimbůrek, Lukáš		U	O	Maj	50	0	7.25	6.8966	46.2350	92.47 %
3	Horinek, Milos			O	Maj	49	0	7.41	6.6127	44.3320	88.66 %
4	Šerá, Martina		U	O	Maj	47	0	7.53	6.2417	41.8449	83.69 %
5	Šustrová, Kateřina		U	O	Maj	47	0	8.10	5.8025	38.9002	77.80 %
6	Mařík, Milan		U	O	Maj	44	10	6.50	5.2308	35.0675	70.14 %
7	Šerý, Jiří		U	O	Maj	48	0	10.37	4.6287	31.0314	62.06 %

Stage Results - PCC

Place	Name	No.	Class	Div	PF	Points	Pen	Time	Hit Factor	Stage Pts	Stage %
1	Slavik, Daniel		U	PCC	Min	46	0	5.39	8.5343	50.0000	100.00 %
2	Smutný, Petr		U	PCC	Min	50	0	6.58	7.5988	44.5190	89.04 %
3	Zicha, Josef		U	PCC	Min	48	0	6.44	7.4534	43.6673	87.33 %
4	Bures, Vitezslav			PCC	Min	50	0	6.72	7.4405	43.5915	87.18 %
5	Stahl, Robert		U	PCC	Min	50	0	6.93	7.2150	42.2705	84.54 %
6	Rataj, Jan		D	PCC	Min	48	0	7.14	6.7227	39.3862	78.77 %
7	Matoušek, Jiří		U	PCC	Min	46	0	6.86	6.7055	39.2857	78.57 %
8	Košťák, Jan		U	PCC	Min	46	0	7.09	6.4880	38.0113	76.02 %
9	Stránský, Viktor		U	PCC	Min	44	0	6.87	6.4047	37.5229	75.05 %
10	Šustr, Miloš		U	PCC	Min	48	0	7.83	6.1303	35.9154	71.83 %
11	Korecký, Jan		U	PCC	Min	48	0	7.88	6.0914	35.6875	71.37 %
12	Souček, Jan		U	PCC	Min	48	0	7.98	6.0150	35.2403	70.48 %
13	Bříza, Pavel		U	PCC	Min	50	0	8.44	5.9242	34.7079	69.42 %
14	Řehak, Michael		U	PCC	Min	46	0	7.86	5.8524	34.2875	68.58 %
15	Volhejn, Ladislav		U	PCC	Min	44	0	7.56	5.8201	34.0982	68.20 %
16	Matýsek, Jaroslav		U	PCC	Min	50	0	8.62	5.8005	33.9832	67.97 %
17	Rehberger, Ivo		U	PCC	Min	50	0	8.85	5.6497	33.1000	66.20 %
18	Klose, Jens		U	PCC	Min	48	0	8.52	5.6338	33.0067	66.01 %
19	Fiala, Rostislav		U	PCC	Min	50	0	9.03	5.5371	32.4402	64.88 %
20	Brož, Jiří		U	PCC	Min	48	0	8.75	5.4857	32.1391	64.28 %
21	Havel, Milan		U	PCC	Min	44	0	8.05	5.4658	32.0227	64.05 %

22	Ruehmkorf, Ingo	U	PCC	Min	50	0	9.40	5.3191	31.1633	62.33 %
23	Fryš, Marek	U	PCC	Min	46	0	8.69	5.2934	31.0127	62.03 %
24	Bernard, Petr	U	PCC	Min	42	0	8.36	5.0239	29.4336	58.87 %
25	Starčević, Miroslav	U	PCC	Min	46	0	9.27	4.9622	29.0723	58.14 %
26	Fiala, Radim	U	PCC	Min	46	0	9.29	4.9516	29.0097	58.02 %
27	Smrkovský, Martin	U	PCC	Min	48	0	10.00	4.8000	28.1217	56.24 %
28	Härtig, Sven	U	PCC	Min	48	0	10.15	4.7291	27.7061	55.41 %
29	Dědič, Tomáš	U	PCC	Min	48	0	10.20	4.7059	27.5703	55.14 %
30	Zolnay, Pavol	D	PCC	Min	46	0	9.83	4.6796	27.4161	54.83 %
31	Appl, Vladimír	U	PCC	Min	40	0	8.65	4.6243	27.0922	54.18 %
32	Korecký, Jan-ml	U	PCC	Min	42	0	9.09	4.6205	27.0699	54.14 %
33	Jedlička, Jiří	U	PCC	Min	40	0	8.80	4.5455	26.6304	53.26 %
34	Schulz, Marco	U	PCC	Min	46	0	11.14	4.1293	24.1921	48.38 %
35	Soueidan, Mohamed	U	PCC	Min	44	0	12.00	3.6667	21.4819	42.96 %
36	Bříza, Václav	U	PCC	Min	48	0	18.76	2.5586	14.9903	29.98 %
37	Křapka, Martin	U	PCC	Min	0	0	0.00	0.0000	0.0000	0.00 %
38	Maroušek, Petr	U	PCC	Sub	0	0	9.58	0.0000	0.0000	0.00 %

Stage Results - Production

Place	Name	No.	Class	Div	PF	Points	Pen	Time	Hit Factor	Stage Pts	Stage %
1	Bindik, Franta		U	P	Min	50	0	6.60	7.5758	50.0000	100.00 %
2	Němcová, Petra		U	P	Min	50	0	7.05	7.0922	46.8085	93.62 %
3	Fleischer, Alexander		U	P	Min	48	0	7.22	6.6482	43.8781	87.76 %
4	Najmonova, Hana		U	P	Min	46	0	6.94	6.6282	43.7464	87.49 %
5	Němeček, Zdeněk		U	P	Min	46	0	7.48	6.1497	40.5882	81.18 %
6	Burkatovski, Alexander		U	P	Min	50	0	8.32	6.0096	39.6635	79.33 %
7	Ráček, Jarda		U	P	Min	48	0	8.16	5.8824	38.8235	77.65 %
8	Hindermann, Steffen		U	P	Min	46	0	7.87	5.8450	38.5769	77.15 %
9	Liehne, Jan		U	P	Min	46	0	8.09	5.6860	37.5278	75.06 %
10	Kuhtreiber, Karel		U	P	Min	50	0	9.10	5.4945	36.2637	72.53 %
11	Hanzlíček, Ladislav		U	P	Min	50	0	9.46	5.2854	34.8837	69.77 %
12	Ulehla, Gejza		U	P	Min	50	0	9.96	5.0201	33.1325	66.27 %
13	Tomolya, Štěpán		U	P	Min	50	0	10.15	4.9261	32.5123	65.02 %
14	Louda, Vratislav		U	P	Min	48	0	9.77	4.9130	32.4258	64.85 %
15	Rajman, Jiří		U	P	Min	48	0	9.94	4.8290	31.8712	63.74 %
16	Jurák, Jan		U	P	Min	48	0	10.04	4.7809	31.5538	63.11 %
17	Hůlka, Pavel		U	P	Min	44	0	9.48	4.6414	30.6329	61.27 %
18	Strnad, Ivo		U	P	Min	44	0	9.68	4.5455	30.0000	60.00 %
19	Arnold, Ctibor		U	P	Min	46	0	10.26	4.4834	29.5906	59.18 %
20	Novotny, Jiri		U	P	Min	48	0	10.75	4.4651	29.4698	58.94 %
21	Petřík, Martin		U	P	Min	48	0	11.30	4.2478	28.0354	56.07 %
22	Burkatovski, Ekaterina		U	P	Min	46	0	11.10	4.1441	27.3514	54.70 %
23	Viola, Moser		U	P	Min	44	0	10.69	4.1160	27.1656	54.33 %
24	Švarc, Petr			P	Min	44	0	11.28	3.9007	25.7447	51.49 %
25	Baumgart, Rene		U	P	Min	50	0	13.55	3.6900	24.3542	48.71 %
26	Laburda, Jiří		U	P	Min	39	10	7.97	3.6386	24.0151	48.03 %
27	Netolický, Pavel		U	P	Min	43	10	9.17	3.5987	23.7514	47.50 %
28	Schwarz, Florian		U	P	Min	44	0	13.08	3.3639	22.2018	44.40 %
29	Frinta, Petr		U	P	Min	40	0	12.21	3.2760	21.6216	43.24 %
30	Tomolya st., Štěpán		U	P	Min	48	0	15.47	3.1028	20.4783	40.96 %
31	Jireš, Pavel		U	P	Min	42	0	13.59	3.0905	20.3974	40.79 %
32	Svobodová, Marta		U	P	Min	44	0	14.41	3.0534	20.1527	40.31 %
33	Slováček, Pavel		U	P	Min	46	0	15.25	3.0164	19.9082	39.82 %
34	Trnková, Kateřina		U	P	Min	42	0	14.16	2.9661	19.5763	39.15 %
35	Frýzek, Lubor - 1		U	P	Min	48	0	16.21	2.9611	19.5435	39.09 %
36	Majer, David		U	P	Min	46	0	16.03	2.8696	18.9395	37.88 %
37	Kysela, Miloš		U	P	Min	46	0	17.10	2.6901	17.7544	35.51 %
38	Bízek, Vojtěch		U	P	Min	46	0	17.28	2.6620	17.5694	35.14 %
39	Foltýn, Karel		U	P	Min	46	0	18.08	2.5442	16.7920	33.58 %
40	Chalupová, Barbora		U	P	Min	39	10	11.90	2.4370	16.0840	32.17 %
41	Prothmann, Marcus		U	P	Min	34	0	14.50	2.3448	15.4759	30.95 %

42	Trenkler, Markus	U	P	Min	39	10	14.10	2.0567	13.5745	27.15 %
43	Toman, Jan	U	P	Min	0	0	0.00	0.0000	0.0000	0.00 %

Stage Results - Production Optics

Place	Name	No.	Class	Div	PF	Points	Pen	Time	Hit Factor	Stage Pts	Stage %
1	Maska, Richard		A	PO	Min	46	0	6.71	6.8554	50.0000	100.00 %
2	Šneberger, Jakub		U	PO	Min	48	0	7.65	6.2745	45.7630	91.53 %
3	Cehelský, Petr		U	PO	Min	50	0	8.20	6.0976	44.4724	88.94 %
4	Marek, Přemek		U	PO	Min	50	0	10.67	4.6860	34.1775	68.35 %
5	Drößler, Sebastian		U	PO	Min	42	0	9.68	4.3388	31.6453	63.29 %
6	Krejčí, Stanislav		U	PO	Min	45	10	9.24	3.7879	27.6268	55.25 %
7	Hora, Karel		U	PO	Min	46	0	12.47	3.6889	26.9046	53.81 %
8	Marková, Šárka		U	PO	Min	50	0	13.74	3.6390	26.5410	53.08 %
9	Bittner, Michal		U	PO	Min	39	10	9.84	2.9472	21.4950	42.99 %
10	Skiejka, Aleš		U	PO	Min	44	0	15.65	2.8115	20.5056	41.01 %
11	Yildirim, Engin		U	PO	Min	48	0	17.44	2.7523	20.0738	40.15 %
12	Schmidt, Rainer		U	PO	Min	41	10	11.33	2.7361	19.9557	39.91 %

Stage Results - Revolver

Place	Name	No.	Class	Div	PF	Points	Pen	Time	Hit Factor	Stage Pts	Stage %
1	Prošek, Jan		U	R	Min	46	0	19.32	2.3810	50.0000	100.00 %
2	Prepletaný, Jan		U	R	Min	42	0	19.99	2.1011	44.1221	88.24 %

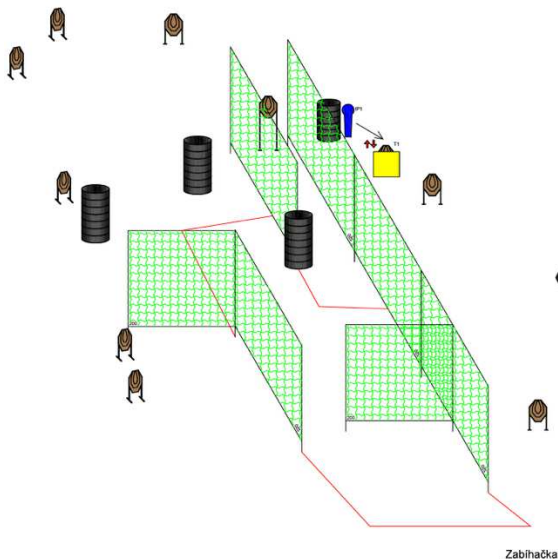
Stage Results - Standard

Place	Name	No.	Class	Div	PF	Points	Pen	Time	Hit Factor	Stage Pts	Stage %
1	Liehne, Zdeněk		U	S	Maj	48	0	6.49	7.3960	50.0000	100.00 %
2	Znamenacek, Petr		U	S	Maj	49	0	6.97	7.0301	47.5266	95.05 %
3	Vaclavík, Jaroslav		U	S	Maj	46	0	6.60	6.9697	47.1181	94.24 %
4	Marx, Jakub		U	S	Min	46	0	7.00	6.5714	44.4256	88.85 %
5	Pulíček, Leoš		U	S	Min	46	0	7.15	6.4336	43.4936	86.99 %
6	Frýzek, Lubor		U	S	Min	46	0	7.38	6.2331	42.1381	84.28 %
7	Šoustar, Ivo		U	S	Maj	48	0	8.08	5.9406	40.1609	80.32 %
8	Dlouhý, Michal		U	S	Min	44	0	7.46	5.8981	39.8738	79.75 %
9	Ivo, Wilk		U	S	Min	50	0	8.75	5.7143	38.6310	77.26 %
10	Liehne, Irena		U	S	Min	48	0	9.04	5.3097	35.8960	71.79 %
11	Horáčková, Anna		U	S	Min	48	0	9.44	5.0847	34.3750	68.75 %
12	Samková, Markéta		U	S	Maj	49	0	9.68	5.0620	34.2211	68.44 %
13	Ďedíč, Jiří		U	S	Min	44	0	8.70	5.0575	34.1906	68.38 %
14	Novotný, Petr		U	S	Min	46	0	9.38	4.9041	33.1534	66.31 %
15	Beneš, Stanislav		U	S	Maj	47	0	10.04	4.6813	31.6474	63.29 %
16	Černý, Václav		U	S	Min	46	0	9.96	4.6185	31.2228	62.45 %
17	Racský, Libor		U	S	Min	48	0	10.41	4.6110	31.1720	62.34 %
18	Čurková, Alexandra		U	S	Min	46	0	10.28	4.4747	30.2509	60.50 %
19	Fiala, Jan		U	S	Min	40	0	9.02	4.4346	29.9797	59.96 %
20	Šimek, František		U	S	Maj	47	0	10.72	4.3843	29.6399	59.28 %
21	Černý, Marek		U	S	Maj	47	0	11.05	4.2534	28.7547	57.51 %
22	Švadláková, Miroslava		U	S	Min	45	10	8.27	4.2322	28.6112	57.22 %
23	Ráček, Jaroslav		U	S	Min	48	0	11.49	4.1775	28.2419	56.48 %
24	Batěk, Jarda		U	S	Min	48	0	11.75	4.0851	27.6170	55.23 %
25	Charvátová, Helena		U	S	Min	46	0	11.97	3.8429	25.9799	51.96 %
26	Kučera, Peter		U	S	Min	42	0	11.09	3.7872	25.6030	51.21 %
27	Koblic, Jan		U	S	Min	44	0	12.14	3.6244	24.5023	49.00 %
28	Habásko, Miloslav		U	S	Min	48	0	14.06	3.4139	23.0797	46.16 %
29	Focke, Peter		U	S	Min	48	0	15.45	3.1068	21.0032	42.01 %
30	Foltýn, Tomáš		U	S	Min	46	0	16.31	2.8204	19.0668	38.13 %
31	Punčochář, Jaromír			S	Min	48	0	17.15	2.7988	18.9213	37.84 %
32	Kopřiva, Petr		U	S	Min	37	10	10.22	2.6419	17.8602	35.72 %
33	Petříková, Blanka		U	S	Min	44	0	16.71	2.6332	17.8012	35.60 %
34	Weingartner, Tomáš		U	S	Min	41	10	11.96	2.5920	17.5228	35.05 %

35	Turková, Eva	U	S	Min	37	10	11.38	2.3726	16.0397	32.08 %
36	Höding, Doris	U	S	Min	48	0	20.65	2.3245	15.7143	31.43 %
37	Hrádek, Martin	U	S	Min	36	20	6.94	2.3055	15.5860	31.17 %
38	Hejnová, Dea	U	S	Min	42	0	19.45	2.1594	14.5983	29.20 %
39	Babij, Iaroslav	U	S	Min	48	0	28.86	1.6632	11.2439	22.49 %
40	(DQ) Cihelna, Petr	PETRC	U	S	Min					

Generated by PractiScore for Android (1.7.29 samsung) at 2023-06-11 18:03 +0200

Superliga APS ČR - Stage 7 - 2023-06-08



Stage Results - Classic

Place	Name	No.	Class	Div	PF	Points	Pen	Time	Hit Factor	Stage Pts	Stage %
1	Novotný, Zdeněk		U	C	Min	103	0	13.42	7.6751	105.0000	100.00 %
2	Dadák, Pavel		U	C	Maj	101	0	16.87	5.9870	81.9051	78.00 %

Stage Results - Open

Place	Name	No.	Class	Div	PF	Points	Pen	Time	Hit Factor	Stage Pts	Stage %
1	Šerá, Martina		U	O	Maj	99	0	11.76	8.4184	105.0000	100.00 %
2	Samek, Petr		U	O	Maj	94	0	11.19	8.4004	104.7754	99.79 %
3	Šustrová, Kateřina		U	O	Maj	102	0	12.28	8.3062	103.6008	98.67 %
4	Horínek, Milos			O	Maj	94	0	11.83	7.9459	99.1070	94.39 %
5	Šerý, Jiří		U	O	Maj	100	0	14.52	6.8871	85.9003	81.81 %
6	Mařík, Milan		U	O	Maj	89	10	12.11	6.5235	81.3663	77.49 %
7	Cimbůrek, Lukáš		U	O	Maj	87	20	11.15	6.0090	74.9482	71.38 %

Stage Results - PCC

Place	Name	No.	Class	Div	PF	Points	Pen	Time	Hit Factor	Stage Pts	Stage %
1	Slavík, Daniel		U	PCC	Min	101	0	10.04	10.0598	105.0000	100.00 %
2	Bures, Vitezslav			PCC	Min	105	0	10.95	9.5890	100.0868	95.32 %
3	Smutný, Petr		U	PCC	Min	99	0	11.54	8.5789	89.5429	85.28 %
4	Matoušek, Jiří		U	PCC	Min	101	0	11.91	8.4803	88.5139	84.30 %
5	Bernard, Petr		U	PCC	Min	99	0	12.39	7.9903	83.3999	79.43 %
6	Jedlička, Jiří		U	PCC	Min	95	0	12.23	7.7678	81.0772	77.22 %
7	Fiala, Rostislav		U	PCC	Min	105	0	13.71	7.6586	79.9380	76.13 %
8	Zolnay, Pavol		D	PCC	Min	101	0	13.31	7.5883	79.2036	75.43 %
9	Rataj, Jan		D	PCC	Min	99	0	13.18	7.5114	78.4010	74.67 %
10	Havel, Milan		U	PCC	Min	105	0	14.30	7.3427	76.6399	72.99 %
11	Stahl, Robert		U	PCC	Min	97	0	13.44	7.2173	75.3311	71.74 %
12	Appl, Vladimír		U	PCC	Min	101	0	14.19	7.1177	74.2918	70.75 %
13	Šustr, Miloš		U	PCC	Min	101	0	14.33	7.0482	73.5659	70.06 %
14	Korecký, Jan		U	PCC	Min	93	0	13.22	7.0348	73.4266	69.93 %
15	Košťák, Jan		U	PCC	Min	97	0	13.79	7.0341	73.4191	69.92 %
16	Fryš, Marek		U	PCC	Min	99	0	14.17	6.9866	72.9234	69.45 %
17	Fiala, Radim		U	PCC	Min	99	0	14.24	6.9522	72.5649	69.11 %
18	Souček, Jan		U	PCC	Min	93	0	13.55	6.8635	71.6383	68.23 %
19	Stránský, Viktor		U	PCC	Min	99	0	15.02	6.5912	68.7966	65.52 %
20	Ruehmkořf, Ingo		U	PCC	Min	101	0	15.47	6.5288	68.1448	64.90 %
21	Härtig, Sven		U	PCC	Min	105	0	16.32	6.4338	67.1538	63.96 %
22	Klose, Jens		U	PCC	Min	97	0	15.13	6.4111	66.9167	63.73 %
23	Řehak, Michael		U	PCC	Min	93	0	14.61	6.3655	66.4407	63.28 %

24	Brož, Jiří	U	PCC	Min	97	0	15.77	6.1509	64.2010	61.14 %
25	Matýsek, Jaroslav	U	PCC	Min	95	0	15.65	6.0703	63.3594	60.34 %
26	Smrkovský, Martin	U	PCC	Min	105	0	18.18	5.7756	60.2833	57.41 %
27	Volhejn, Ladislav	U	PCC	Min	87	0	15.08	5.7692	60.2171	57.35 %
28	Korecký, Jan-ml	U	PCC	Min	91	0	16.25	5.6000	58.4507	55.67 %
29	Bříza, Pavel	U	PCC	Min	99	0	18.03	5.4908	57.3114	54.58 %
30	Schulz, Marco	U	PCC	Min	87	0	15.93	5.4614	57.0040	54.29 %
31	Dědič, Tomáš	U	PCC	Min	99	0	18.39	5.3834	56.1895	53.51 %
32	Starčevič, Miroslav	U	PCC	Min	103	0	19.17	5.3730	56.0811	53.41 %
33	Zicha, Josef	U	PCC	Min	95	0	21.10	4.5024	46.9940	44.76 %
34	Rehberger, Ivo	U	PCC	Min	98	10	19.85	4.4332	46.2726	44.07 %
35	Soueidan, Mohamed	U	PCC	Min	92	10	22.78	3.5996	37.5718	35.78 %
36	Bříza, Václav	U	PCC	Min	105	0	29.84	3.5188	36.7276	34.98 %
37	Křapka, Martin	U	PCC	Min	0	0	0.00	0.0000	0.0000	0.00 %
38	Maroušek, Petr	U	PCC	Sub	0	0	17.19	0.0000	0.0000	0.00 %

Stage Results - Production

Place	Name	No.	Class	Div	PF	Points	Pen	Time	Hit Factor	Stage Pts	Stage %
1	Tomolya, Štěpán		U	P	Min	103	0	11.67	8.8260	105.0000	100.00 %
2	Hanzlíček, Ladislav		U	P	Min	97	0	11.67	8.3119	98.8835	94.17 %
3	Bindík, Franta		U	P	Min	99	0	12.44	7.9582	94.6755	90.17 %
4	Liehne, Jan		U	P	Min	95	0	12.33	7.7048	91.6608	87.30 %
5	Hůlka, Pavel		U	P	Min	105	0	14.00	7.5000	89.2245	84.98 %
6	Frinta, Petr		U	P	Min	91	0	12.39	7.3446	87.3762	83.22 %
7	Hindermann, Steffen		U	P	Min	103	0	14.06	7.3257	87.1515	83.00 %
8	Laburda, Jiří		U	P	Min	103	0	14.09	7.3101	86.9659	82.82 %
9	Kuhtreiber, Karel		U	P	Min	105	0	14.64	7.1721	85.3240	81.26 %
10	Němcová, Petra		U	P	Min	97	0	13.61	7.1271	84.7884	80.75 %
11	Jurák, Jan		U	P	Min	95	0	13.90	6.8345	81.3077	77.44 %
12	Ulehla, Gejza		U	P	Min	97	0	14.55	6.6667	79.3107	75.53 %
13	Němeček, Zdeněk		U	P	Min	93	0	14.24	6.5309	77.6955	74.00 %
14	Fleischer, Alexander		U	P	Min	89	0	13.66	6.5154	77.5108	73.82 %
15	Najmonova, Hana		U	P	Min	93	0	14.35	6.4808	77.0999	73.43 %
16	Louda, Vratislav		U	P	Min	105	0	16.67	6.2987	74.9336	71.37 %
17	Burkatovski, Alexander		U	P	Min	93	0	14.77	6.2965	74.9075	71.34 %
18	Netolický, Pavel		U	P	Min	89	0	14.23	6.2544	74.4060	70.86 %
19	Arnold, Ctibor		U	P	Min	93	0	15.02	6.1917	73.6607	70.15 %
20	Novotny, Jiri		U	P	Min	97	0	16.46	5.8931	70.1076	66.77 %
21	Viola, Moser		U	P	Min	99	0	16.93	5.8476	69.5667	66.25 %
22	Burkatovski, Ekaterina		U	P	Min	101	0	17.36	5.8180	69.2141	65.92 %
23	Švarc, Petr			P	Min	94	10	15.56	5.3985	64.2233	61.17 %
24	Schwarz, Florian		U	P	Min	101	0	18.98	5.3214	63.3065	60.29 %
25	Petřík, Martin		U	P	Min	97	0	18.23	5.3209	63.3006	60.29 %
26	Rajman, Jiří		U	P	Min	95	0	18.06	5.2602	62.5790	59.60 %
27	Jireš, Pavel		U	P	Min	91	0	17.45	5.2149	62.0396	59.09 %
28	Svobodová, Marta		U	P	Min	91	0	17.89	5.0866	60.5137	57.63 %
29	Strnad, Ivo		U	P	Min	90	10	16.80	4.7619	56.6505	53.95 %
30	Baumgart, Rene		U	P	Min	99	0	21.37	4.6327	55.1129	52.49 %
31	Chalupová, Barbora		U	P	Min	93	0	20.17	4.6108	54.8529	52.24 %
32	Kysela, Miloš		U	P	Min	97	0	21.10	4.5972	54.6905	52.09 %
33	Slováček, Pavel		U	P	Min	87	0	19.12	4.5502	54.1320	51.55 %
34	Bízek, Vojtěch		U	P	Min	91	0	20.41	4.4586	53.0422	50.52 %
35	Ráček, Jarda		U	P	Min	91	20	16.11	4.4072	52.4307	49.93 %
36	Prothmann, Marcus		U	P	Min	83	0	19.34	4.2916	51.0557	48.62 %
37	Trnková, Kateřina		U	P	Min	97	0	23.50	4.1277	49.1051	46.77 %
38	Tomolya st., Štěpán		U	P	Min	99	0	25.07	3.9489	46.9790	44.74 %
39	Foltýn, Karel		U	P	Min	89	0	22.58	3.9415	46.8909	44.66 %
40	Frýzek, Lubor - 1		U	P	Min	83	0	21.09	3.9355	46.8192	44.59 %
41	Majer, David		U	P	Min	86	10	21.19	3.5866	42.6683	40.64 %
42	Trenkler, Markus		U	P	Min	87	0	25.18	3.4551	41.1042	39.15 %
43	Toman, Jan		U	P	Min	0	0	0.00	0.0000	0.0000	0.00 %

Stage Results - Production Optics

Place	Name	No.	Class	Div	PF	Points	Pen	Time	Hit Factor	Stage Pts	Stage %
1	Maska, Richard		A	PO	Min	103	0	12.68	8.1230	105.0000	100.00 %
2	Šneberger, Jakub		U	PO	Min	103	0	12.97	7.9414	102.6523	97.76 %
3	Hora, Karel		U	PO	Min	103	0	14.73	6.9925	90.3870	86.08 %
4	Bittner, Michal		U	PO	Min	99	0	14.17	6.9866	90.3102	86.01 %
5	Cehelský, Petr		U	PO	Min	97	0	14.11	6.8746	88.8620	84.63 %
6	Krejčí, Stanislav		U	PO	Min	99	0	15.04	6.5824	85.0861	81.03 %
7	Marek, Přemek		U	PO	Min	91	0	15.20	5.9868	77.3872	73.70 %
8	Dröšler, Sebastian		U	PO	Min	93	0	16.38	5.6777	73.3906	69.90 %
9	Schmidt, Rainer		U	PO	Min	95	0	19.21	4.9453	63.9245	60.88 %
10	Yildirim, Engin		U	PO	Min	89	0	22.83	3.8984	50.3913	47.99 %
11	Marková, Šárka		U	PO	Min	94	10	26.23	3.2024	41.3954	39.42 %
12	Skiejka, Aleš		U	PO	Min	83	20	21.10	2.9858	38.5949	36.76 %

Stage Results - Revolver

Place	Name	No.	Class	Div	PF	Points	Pen	Time	Hit Factor	Stage Pts	Stage %
1	Prošek, Jan		U	R	Min	101	0	19.78	5.1062	105.0000	100.00 %
2	Prepletaný, Jan		U	R	Min	101	0	29.11	3.4696	71.3466	67.95 %

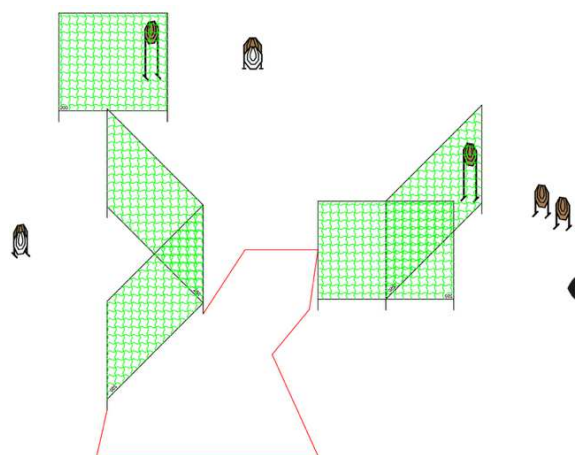
Stage Results - Standard

Place	Name	No.	Class	Div	PF	Points	Pen	Time	Hit Factor	Stage Pts	Stage %
1	Liehne, Zdeněk		U	S	Maj	102	0	11.39	8.9552	105.0000	100.00 %
2	Znamenacek, Petr		U	S	Maj	93	0	11.40	8.1579	95.6513	91.10 %
3	Vaclavík, Jaroslav		U	S	Maj	92	0	12.54	7.3365	86.0207	81.92 %
4	Dlouhý, Michal		U	S	Min	89	0	12.50	7.1200	83.4820	79.51 %
5	Ďedíč, Jiří		U	S	Min	101	0	14.80	6.8243	80.0152	76.20 %
6	Šoustar, Ivo		U	S	Maj	100	0	14.69	6.8074	79.8162	76.02 %
7	Marx, Jakub		U	S	Min	99	0	14.60	6.7808	79.5051	75.72 %
8	Černý, Marek		U	S	Maj	99	0	14.84	6.6712	78.2193	74.49 %
9	Pulíček, Leoš		U	S	Min	93	0	14.06	6.6145	77.5551	73.86 %
10	Novotný, Petr		U	S	Min	93	0	14.33	6.4899	76.0939	72.47 %
11	Ivo, Wilk		U	S	Min	89	0	13.94	6.3845	74.8583	71.29 %
12	Čurková, Alexandra		U	S	Min	99	0	15.58	6.3543	74.5042	70.96 %
13	Frýzek, Lubor		U	S	Min	83	0	13.14	6.3166	74.0620	70.54 %
14	Samková, Markéta		U	S	Maj	101	0	16.02	6.3046	73.9217	70.40 %
15	Racský, Libor		U	S	Min	93	0	15.15	6.1386	71.9752	68.55 %
16	Kopřiva, Petr		U	S	Min	97	0	15.82	6.1315	71.8916	68.47 %
17	Turková, Eva		U	S	Min	101	0	16.70	6.0479	70.9117	67.53 %
18	Švadláková, Miroslava		U	S	Min	95	0	15.73	6.0394	70.8121	67.44 %
19	Beneš, Stanislav		U	S	Maj	99	0	16.92	5.8511	68.6037	65.34 %
20	Ráček, Jaroslav		U	S	Min	105	0	18.09	5.8043	68.0556	64.81 %
21	Liehne, Irena		U	S	Min	95	0	16.48	5.7646	67.5895	64.37 %
22	Habásko, Miloslav		U	S	Min	97	0	17.38	5.5811	65.4387	62.32 %
23	Batěk, Jarda		U	S	Min	97	0	17.76	5.4617	64.0386	60.99 %
24	Šimek, František		U	S	Maj	90	0	16.75	5.3731	63.0000	60.00 %
25	Charvátová, Helena		U	S	Min	94	10	15.68	5.3571	62.8125	59.82 %
26	Kučera, Peter		U	S	Min	99	0	19.79	5.0025	58.6546	55.86 %
27	Fiala, Jan		U	S	Min	95	0	19.98	4.7548	55.7495	53.09 %
28	Hejnová, Dea		U	S	Min	91	0	19.41	4.6883	54.9704	52.35 %
29	Petříková, Blanka		U	S	Min	97	0	24.28	3.9951	46.8421	44.61 %
30	Foltýn, Tomáš		U	S	Min	105	0	26.51	3.9608	46.4400	44.23 %
31	Horáčková, Anna		U	S	Min	83	20	16.87	3.7344	43.7863	41.70 %
32	Weingartner, Tomáš		U	S	Min	76	10	18.42	3.5831	42.0114	40.01 %
33	Černý, Václav		U	S	Min	91	20	20.61	3.4449	40.3918	38.47 %
34	Höding, Doris		U	S	Min	95	0	28.30	3.3569	39.3595	37.49 %
35	Focke, Peter		U	S	Min	86	10	25.61	2.9676	34.7950	33.14 %
36	Hrádek, Martin		U	S	Min	97	0	34.14	2.8412	33.3136	31.73 %
37	Babij, Jaroslav		U	S	Min	103	0	40.44	2.5470	29.8634	28.44 %
38	Punčochář, Jaromír			S	Min	79	20	24.52	2.4062	28.2127	26.87 %

39	Koblic, Jan		U	S	Min	63	90	12.93	0.0000	0.0000	0.00 %
40	(DQ) Cihelna, Petr	PETRC	U	S	Min						

Generated by PractiScore for Android (1.7.29 samsung) at 2023-06-11 18:04 +0200

Superliga APS ČR - Stage 8 - 2023-06-08



Rohovka

Stage Results - Classic

Place	Name	No.	Class	Div	PF	Points	Pen	Time	Hit Factor	Stage Pts	Stage %
1	Novotný, Zdeněk		U	C	Min	56	0	8.26	6.7797	60.0000	100.00 %
2	Dadák, Pavel		U	C	Maj	57	0	10.75	5.3023	46.9256	78.21 %

Stage Results - Open

Place	Name	No.	Class	Div	PF	Points	Pen	Time	Hit Factor	Stage Pts	Stage %
1	Samek, Petr		U	O	Maj	57	0	7.06	8.0737	60.0000	100.00 %
2	Horinek, Milos			O	Maj	57	0	7.12	8.0056	59.4944	99.16 %
3	Cimbůrek, Lukáš		U	O	Maj	55	0	7.07	7.7793	57.8128	96.35 %
4	Mařík, Milan		U	O	Maj	56	0	8.01	6.9913	51.9561	86.59 %
5	Šerý, Jiří		U	O	Maj	57	0	8.25	6.9091	51.3455	85.58 %
6	Šustrová, Kateřina		U	O	Maj	53	10	7.71	5.5772	41.4472	69.08 %
7	Šerá, Martina		U	O	Maj	54	10	8.10	5.4321	40.3691	67.28 %

Stage Results - PCC

Place	Name	No.	Class	Div	PF	Points	Pen	Time	Hit Factor	Stage Pts	Stage %
1	Smutný, Petr		U	PCC	Min	60	0	6.01	9.9834	60.0000	100.00 %
2	Slavik, Daniel		U	PCC	Min	58	0	6.23	9.3098	55.9518	93.25 %
3	Bures, Vitezslav			PCC	Min	60	0	6.79	8.8365	53.1075	88.51 %
4	Zicha, Josef		U	PCC	Min	58	0	6.72	8.6310	51.8720	86.45 %
5	Košťák, Jan		U	PCC	Min	60	0	7.29	8.2305	49.4650	82.44 %
6	Matoušek, Jiří		U	PCC	Min	58	0	7.41	7.8273	47.0418	78.40 %
7	Jedlička, Jiří		U	PCC	Min	54	0	7.04	7.6705	46.0994	76.83 %
8	Stahl, Robert		U	PCC	Min	58	0	7.86	7.3791	44.3486	73.91 %
9	Korecký, Jan		U	PCC	Min	58	0	7.88	7.3604	44.2360	73.73 %
10	Havel, Milan		U	PCC	Min	58	0	7.97	7.2773	43.7365	72.89 %
11	Zolnay, Pavol		D	PCC	Min	56	0	7.94	7.0529	42.3879	70.65 %
12	Stránský, Viktor		U	PCC	Min	54	0	7.81	6.9142	41.5544	69.26 %
13	Schulz, Marco		U	PCC	Min	58	0	8.39	6.9130	41.5471	69.25 %
14	Řehak, Michael		U	PCC	Min	56	0	8.11	6.9051	41.4994	69.17 %
15	Klose, Jens		U	PCC	Min	60	0	8.70	6.8966	41.4483	69.08 %
16	Fiala, Radim		U	PCC	Min	58	0	8.46	6.8558	41.2033	68.67 %
17	Rataj, Jan		D	PCC	Min	56	0	8.18	6.8460	41.1443	68.57 %
18	Brož, Jiří		U	PCC	Min	60	0	9.00	6.6667	40.0667	66.78 %
19	Appl, Vladimír		U	PCC	Min	54	0	8.20	6.5854	39.5780	65.96 %
20	Volhejn, Ladislav		U	PCC	Min	50	0	7.60	6.5789	39.5395	65.90 %
21	Matýsek, Jaroslav		U	PCC	Min	56	0	8.68	6.4516	38.7742	64.62 %
22	Fryš, Marek		U	PCC	Min	58	0	8.99	6.4516	38.7742	64.62 %
23	Ruehmkorf, Ingo		U	PCC	Min	56	0	8.71	6.4294	38.6406	64.40 %
24	Korecký, Jan-ml		U	PCC	Min	58	0	9.08	6.3877	38.3899	63.98 %

25	Fiala, Rostislav	U	PCC	Min	58	0	9.18	6.3181	37.9717	63.29 %
26	Dědič, Tomáš	U	PCC	Min	58	0	9.20	6.3043	37.8891	63.15 %
27	Souček, Jan	U	PCC	Min	50	0	7.96	6.2814	37.7513	62.92 %
28	Rehberger, Ivo	U	PCC	Min	56	0	9.01	6.2153	37.3541	62.26 %
29	Härtig, Sven	U	PCC	Min	58	0	10.25	5.6585	34.0078	56.68 %
30	Smrkovský, Martin	U	PCC	Min	60	0	10.68	5.6180	33.7640	56.27 %
31	Starčevič, Miroslav	U	PCC	Min	58	0	10.54	5.5028	33.0721	55.12 %
32	Bříza, Pavel	U	PCC	Min	58	0	11.30	5.1327	30.8478	51.41 %
33	Bernard, Petr	U	PCC	Min	58	10	9.50	5.0526	30.3663	50.61 %
34	Soueidan, Mohamed	U	PCC	Min	56	0	13.39	4.1822	25.1352	41.89 %
35	Bříza, Václav	U	PCC	Min	56	0	16.69	3.3553	20.1654	33.61 %
36	Šustr, Miloš	U	PCC	Min	56	40	8.21	1.9488	11.7125	19.52 %
37	Křapka, Martin	U	PCC	Min	0	0	0.00	0.0000	0.0000	0.00 %
38	Maroušek, Petr	U	PCC	Sub	0	0	8.90	0.0000	0.0000	0.00 %

Stage Results - Production

Place	Name	No.	Class	Div	PF	Points	Pen	Time	Hit Factor	Stage Pts	Stage %
1	Fleischer, Alexander		U	P	Min	54	0	6.67	8.0960	60.0000	100.00 %
2	Hanzlíček, Ladislav		U	P	Min	52	0	6.58	7.9027	58.5681	97.61 %
3	Kuhreiber, Karel		U	P	Min	58	0	7.40	7.8378	58.0871	96.81 %
4	Liehne, Jan		U	P	Min	56	0	7.21	7.7670	57.5620	95.94 %
5	Tomolya, Štěpán		U	P	Min	58	0	7.48	7.7540	57.4658	95.78 %
6	Burkatovski, Alexander		U	P	Min	60	0	8.09	7.4166	54.9650	91.61 %
7	Hindermann, Steffen		U	P	Min	56	0	7.59	7.3781	54.6801	91.13 %
8	Jurák, Jan		U	P	Min	52	0	7.08	7.3446	54.4319	90.72 %
9	Frinta, Petr		U	P	Min	56	0	7.82	7.1611	53.0719	88.45 %
10	Bindik, Franta		U	P	Min	54	0	7.61	7.0959	52.5887	87.65 %
11	Němcová, Petra		U	P	Min	58	0	8.27	7.0133	51.9764	86.63 %
12	Arnold, Ctibor		U	P	Min	56	0	8.21	6.8210	50.5508	84.25 %
13	Ulehla, Gejza		U	P	Min	56	0	8.36	6.6986	49.6438	82.74 %
14	Ráček, Jarda		U	P	Min	54	0	8.31	6.4982	48.1588	80.26 %
15	Najmonova, Hana		U	P	Min	54	0	8.33	6.4826	48.0432	80.07 %
16	Netolický, Pavel		U	P	Min	52	0	8.17	6.3647	47.1699	78.62 %
17	Hůlka, Pavel		U	P	Min	50	0	7.92	6.3131	46.7873	77.98 %
18	Němeček, Zdeněk		U	P	Min	50	0	7.93	6.3052	46.7283	77.88 %
19	Novotny, Jiri		U	P	Min	58	0	9.29	6.2433	46.2696	77.12 %
20	Viola, Moser		U	P	Min	56	0	9.06	6.1810	45.8082	76.35 %
21	Burkatovski, Ekaterina		U	P	Min	58	0	9.46	6.1311	45.4381	75.73 %
22	Louda, Vratislav		U	P	Min	60	0	9.83	6.1038	45.2357	75.39 %
23	Strnad, Ivo		U	P	Min	54	0	8.97	6.0201	44.6154	74.36 %
24	Petřík, Martin		U	P	Min	60	0	10.04	5.9761	44.2895	73.82 %
25	Laburda, Jiří		U	P	Min	54	0	9.33	5.7878	42.8939	71.49 %
26	Rajman, Jiří		U	P	Min	56	0	10.60	5.2830	39.1530	65.26 %
27	Prothmann, Marcus		U	P	Min	52	0	9.91	5.2472	38.8878	64.81 %
28	Trenkler, Markus		U	P	Min	56	0	10.73	5.2190	38.6787	64.46 %
29	Baumgart, Rene		U	P	Min	50	0	9.77	5.1177	37.9279	63.21 %
30	Jireš, Pavel		U	P	Min	56	0	11.04	5.0725	37.5926	62.65 %
31	Kysela, Miloš		U	P	Min	56	0	11.30	4.9558	36.7276	61.21 %
32	Chalupová, Barbora		U	P	Min	56	0	11.44	4.8951	36.2782	60.46 %
33	Frýzek, Lubor - 1		U	P	Min	52	0	10.63	4.8918	36.2538	60.42 %
34	Bízeck, Vojtěch		U	P	Min	56	0	11.49	4.8738	36.1203	60.20 %
35	Trnková, Kateřina		U	P	Min	60	0	12.50	4.8000	35.5733	59.29 %
36	Slováček, Pavel		U	P	Min	56	0	11.76	4.7619	35.2910	58.82 %
37	Svobodová, Marta		U	P	Min	50	0	11.36	4.4014	32.6193	54.37 %
38	Foltýn, Karel		U	P	Min	58	0	13.38	4.3348	32.1259	53.54 %
39	Majer, David		U	P	Min	50	0	12.59	3.9714	29.4325	49.05 %
40	Tomolya st., Štěpán		U	P	Min	54	0	14.37	3.7578	27.8497	46.42 %
41	Schwarz, Florian		U	P	Min	52	10	12.42	3.3816	25.0617	41.77 %
42	Švarc, Petr			P	Min	53	20	13.51	2.4426	18.1026	30.17 %
43	Toman, Jan		U	P	Min	0	0	0.00	0.0000	0.0000	0.00 %

Stage Results - Production Optics

Place	Name	No.	Class	Div	PF	Points	Pen	Time	Hit Factor	Stage Pts	Stage %
1	Šneberger, Jakub		U	PO	Min	58	0	7.34	7.9019	60.0000	100.00 %
2	Maska, Richard		A	PO	Min	56	0	7.46	7.5067	56.9992	95.00 %
3	Marek, Přemek		U	PO	Min	58	0	8.30	6.9880	53.0602	88.43 %
4	Cehelský, Petr		U	PO	Min	58	0	8.67	6.6897	50.7958	84.66 %
5	Hora, Karel		U	PO	Min	52	0	8.38	6.2053	47.1171	78.53 %
6	Krejčí, Stanislav		U	PO	Min	50	0	9.16	5.4585	41.4471	69.08 %
7	Skiejka, Aleš		U	PO	Min	60	0	11.42	5.2539	39.8937	66.49 %
8	Schmidt, Rainer		U	PO	Min	56	0	11.02	5.0817	38.5856	64.31 %
9	Dröšler, Sebastian		U	PO	Min	54	0	11.38	4.7452	36.0305	60.05 %
10	Yildirim, Engin		U	PO	Min	54	0	13.06	4.1348	31.3957	52.33 %
11	Marková, Šárka		U	PO	Min	56	0	13.82	4.0521	30.7680	51.28 %
12	Bittner, Michal		U	PO	Min	47	20	8.22	3.2847	24.9409	41.57 %

Stage Results - Revolver

Place	Name	No.	Class	Div	PF	Points	Pen	Time	Hit Factor	Stage Pts	Stage %
1	Prošek, Jan		U	R	Min	60	0	12.42	4.8309	60.0000	100.00 %
2	Prepletaný, Jan		U	R	Min	56	0	14.85	3.7710	46.8364	78.06 %

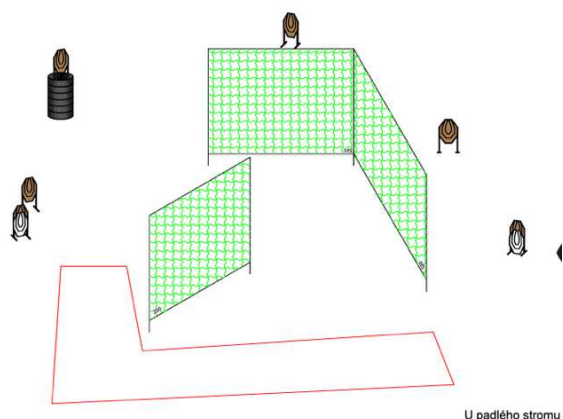
Stage Results - Standard

Place	Name	No.	Class	Div	PF	Points	Pen	Time	Hit Factor	Stage Pts	Stage %
1	Liehne, Zdeněk		U	S	Maj	56	0	6.27	8.9314	60.0000	100.00 %
2	Vaclavík, Jaroslav		U	S	Maj	54	0	6.62	8.1571	54.7982	91.33 %
3	Znamenacek, Petr		U	S	Maj	52	0	6.67	7.7961	52.3731	87.29 %
4	Marx, Jakub		U	S	Min	52	0	6.71	7.7496	52.0609	86.77 %
5	Dlouhý, Michal		U	S	Min	54	0	7.33	7.3670	49.4904	82.48 %
6	Pulíček, Leoš		U	S	Min	56	0	7.70	7.2727	48.8571	81.43 %
7	Ivo, Wilk		U	S	Min	58	0	8.09	7.1693	48.1626	80.27 %
8	Šoustar, Ivo		U	S	Maj	59	0	8.27	7.1342	47.9267	79.88 %
9	Frýzek, Lubor		U	S	Min	54	0	7.68	7.0313	47.2349	78.72 %
10	Habásko, Miloslav		U	S	Min	60	0	8.77	6.8415	45.9603	76.60 %
11	Samková, Markéta		U	S	Maj	57	0	8.74	6.5217	43.8121	73.02 %
12	Ďedíč, Jiří		U	S	Min	58	0	8.92	6.5022	43.6811	72.80 %
13	Černý, Marek		U	S	Maj	59	0	9.09	6.4906	43.6033	72.67 %
14	Kopřiva, Petr		U	S	Min	52	0	8.12	6.4039	43.0208	71.70 %
15	Fiala, Jan		U	S	Min	52	0	8.22	6.3260	42.4974	70.83 %
16	Racský, Libor		U	S	Min	56	0	8.86	6.3205	42.4605	70.77 %
17	Beneš, Stanislav		U	S	Maj	52	0	8.26	6.2954	42.2916	70.49 %
18	Novotný, Petr		U	S	Min	52	0	8.26	6.2954	42.2916	70.49 %
19	Koblic, Jan		U	S	Min	56	0	8.94	6.2640	42.0805	70.13 %
20	Černý, Václav		U	S	Min	56	0	9.02	6.2084	41.7073	69.51 %
21	Liehne, Irena		U	S	Min	58	0	9.80	5.9184	39.7587	66.26 %
22	Charvátová, Helena		U	S	Min	52	0	8.82	5.8957	39.6064	66.01 %
23	Weingartner, Tomáš		U	S	Min	58	0	10.01	5.7942	38.9246	64.87 %
24	Šimek, František		U	S	Maj	56	0	9.69	5.7792	38.8235	64.71 %
25	Švadlaková, Miroslava		U	S	Min	58	0	10.21	5.6807	38.1622	63.60 %
26	Batěk, Jarda		U	S	Min	60	0	10.69	5.6127	37.7055	62.84 %
27	Ráček, Jaroslav		U	S	Min	58	0	10.87	5.3358	35.8451	59.74 %
28	Čurková, Alexandra		U	S	Min	54	0	10.16	5.3150	35.7051	59.51 %
29	Hrádek, Martin		U	S	Min	58	0	11.26	5.1510	34.6035	57.67 %
30	Turková, Eva		U	S	Min	54	0	10.89	4.9587	33.3117	55.52 %
31	Horáčková, Anna		U	S	Min	46	0	9.55	4.8168	32.3583	53.93 %
32	Hejnová, Dea		U	S	Min	56	0	12.18	4.5977	30.8867	51.48 %
33	Kučera, Peter		U	S	Min	50	0	11.42	4.3783	29.4127	49.02 %
34	Foltýn, Tomáš		U	S	Min	60	0	14.42	4.1609	27.9522	46.59 %
35	Höding, Doris		U	S	Min	52	0	13.80	3.7681	25.3137	42.19 %
36	Focke, Peter		U	S	Min	58	0	16.03	3.6182	24.3067	40.51 %
37	Punčochář, Jaromír			S	Min	46	0	13.41	3.4303	23.0441	38.41 %

38	Petříková, Blanka		U	S	Min	48	0	15.10	3.1788	21.3548	35.59 %
39	Babii, Iaroslav		U	S	Min	60	0	22.79	2.6327	17.6863	29.48 %
40	(DQ) Cihelna, Petr	PETRC	U	S	Min						

Generated by PractiScore for Android (1.7.29 samsung) at 2023-06-11 18:06 +0200

Superliga APS ČR - Stage 9 - 2023-06-08



Stage Results - Classic

Place	Name	No.	Class	Div	PF	Points	Pen	Time	Hit Factor	Stage Pts	Stage %
1	Novotný, Zdeněk		U	C	Min	67	0	10.75	6.2326	75.0000	100.00 %
2	Dadák, Pavel		U	C	Maj	71	0	12.88	5.5124	66.3342	88.45 %

Stage Results - Open

Place	Name	No.	Class	Div	PF	Points	Pen	Time	Hit Factor	Stage Pts	Stage %
1	Samek, Petr		U	O	Maj	72	0	9.08	7.9295	75.0000	100.00 %
2	Cimbůrek, Lukáš		U	O	Maj	74	0	9.60	7.7083	72.9080	97.21 %
3	Šerá, Martina		U	O	Maj	72	0	9.95	7.2362	68.4422	91.26 %
4	Horinek, Milos			O	Maj	70	0	9.91	7.0636	66.8096	89.08 %
5	Šustrová, Kateřina		U	O	Maj	67	0	10.00	6.7000	63.3708	84.49 %
6	Mařík, Milan		U	O	Maj	67	0	11.77	5.6924	53.8410	71.79 %
7	Šerý, Jiří		U	O	Maj	74	0	13.79	5.3662	50.7554	67.67 %

Stage Results - PCC

Place	Name	No.	Class	Div	PF	Points	Pen	Time	Hit Factor	Stage Pts	Stage %
1	Slavík, Daniel		U	PCC	Min	69	0	7.72	8.9378	75.0000	100.00 %
2	Bures, Vitezslav			PCC	Min	73	0	8.95	8.1564	68.4430	91.26 %
3	Smutný, Petr		U	PCC	Min	69	0	8.87	7.7790	65.2762	87.03 %
4	Jedlička, Jiří		U	PCC	Min	69	0	9.24	7.4675	62.6623	83.55 %
5	Matoušek, Jiří		U	PCC	Min	71	0	10.22	6.9472	58.2958	77.73 %
6	Košťák, Jan		U	PCC	Min	71	0	10.40	6.8269	57.2868	76.38 %
7	Stahl, Robert		U	PCC	Min	67	0	9.93	6.7472	56.6181	75.49 %
8	Rehberger, Ivo		U	PCC	Min	69	0	10.32	6.6860	56.1047	74.81 %
9	Brož, Jiří		U	PCC	Min	75	0	11.31	6.6313	55.6453	74.19 %
10	Klose, Jens		U	PCC	Min	73	0	11.12	6.5647	55.0868	73.45 %
11	Bernard, Petr		U	PCC	Min	71	0	11.07	6.4137	53.8196	71.76 %
12	Zolnay, Pavol		D	PCC	Min	63	0	9.87	6.3830	53.5615	71.42 %
13	Souček, Jan		U	PCC	Min	65	0	10.24	6.3477	53.2651	71.02 %
14	Zicha, Josef		U	PCC	Min	67	0	10.71	6.2558	52.4946	69.99 %
15	Volhejn, Ladislav		U	PCC	Min	63	0	10.25	6.1463	51.5758	68.77 %
16	Korecký, Jan		U	PCC	Min	63	0	10.36	6.0811	51.0282	68.04 %
17	Fiala, Rostislav		U	PCC	Min	67	0	11.09	6.0415	50.6959	67.59 %
18	Matýsek, Jaroslav		U	PCC	Min	71	0	11.86	5.9865	50.2346	66.98 %
19	Rataj, Jan		D	PCC	Min	63	0	10.63	5.9266	49.7321	66.31 %
20	Smrkovský, Martin		U	PCC	Min	71	0	12.23	5.8054	48.7148	64.95 %

21	Šustr, Miloš	U	PCC	Min	71	0	12.30	5.7724	48.4376	64.58 %
22	Bříza, Pavel	U	PCC	Min	75	0	13.02	5.7604	48.3370	64.45 %
23	Schulz, Marco	U	PCC	Min	63	0	11.08	5.6859	47.7123	63.62 %
24	Řehak, Michael	U	PCC	Min	65	0	11.45	5.6769	47.6362	63.51 %
25	Stránský, Viktor	U	PCC	Min	63	0	11.29	5.5802	46.8248	62.43 %
26	Korecký, Jan-ml	U	PCC	Min	63	0	12.73	4.9489	41.5281	55.37 %
27	Fryš, Marek	U	PCC	Min	67	0	13.61	4.9229	41.3091	55.08 %
28	Appl, Vladimír	U	PCC	Min	59	0	11.99	4.9208	41.2917	55.06 %
29	Dědič, Tomáš	U	PCC	Min	67	0	13.67	4.9012	41.1278	54.84 %
30	Härtig, Sven	U	PCC	Min	59	0	13.51	4.3671	36.6460	48.86 %
31	Fiala, Radim	U	PCC	Min	55	0	13.63	4.0352	33.8607	45.15 %
32	Havel, Milan	U	PCC	Min	71	0	17.68	4.0158	33.6981	44.93 %
33	Soueidan, Mohamed	U	PCC	Min	69	0	18.63	3.7037	31.0789	41.44 %
34	Starčevič, Miroslav	U	PCC	Min	63	0	18.36	3.4314	28.7937	38.39 %
35	Ruehmkorf, Ingo	U	PCC	Min	65	10	17.48	3.1465	26.4028	35.20 %
36	Bříza, Václav	U	PCC	Min	73	0	25.84	2.8251	23.7061	31.61 %
37	Křapka, Martin	U	PCC	Min	0	0	0.00	0.0000	0.0000	0.00 %
38	Maroušek, Petr	U	PCC	Sub	0	0	12.34	0.0000	0.0000	0.00 %

Stage Results - Production

Place	Name	No.	Class	Div	PF	Points	Pen	Time	Hit Factor	Stage Pts	Stage %
1	Fleischer, Alexander		U	P	Min	69	0	9.58	7.2025	75.0000	100.00 %
2	Liehne, Jan		U	P	Min	69	0	9.73	7.0915	73.8438	98.46 %
3	Tomolya, Štěpán		U	P	Min	71	0	10.33	6.8732	71.5708	95.43 %
4	Hanzlíček, Ladislav		U	P	Min	63	0	9.44	6.6737	69.4938	92.66 %
5	Němcová, Petra		U	P	Min	73	0	11.09	6.5825	68.5439	91.39 %
6	Němeček, Zdeněk		U	P	Min	71	0	10.84	6.5498	68.2035	90.94 %
7	Bindik, Franta		U	P	Min	65	0	10.01	6.4935	67.6172	90.16 %
8	Laburda, Jiří		U	P	Min	73	0	11.50	6.3478	66.1002	88.13 %
9	Hindermann, Steffen		U	P	Min	75	0	11.96	6.2709	65.2992	87.07 %
10	Jurák, Jan		U	P	Min	65	0	11.34	5.7319	59.6868	79.58 %
11	Najmonova, Hana		U	P	Min	71	0	12.43	5.7120	59.4792	79.31 %
12	Kuhreiber, Karel		U	P	Min	69	0	12.21	5.6511	58.8452	78.46 %
13	Hůlka, Pavel		U	P	Min	65	0	12.05	5.3942	56.1699	74.89 %
14	Frinta, Petr		U	P	Min	63	0	11.68	5.3938	56.1662	74.89 %
15	Arnold, Ctibor		U	P	Min	67	0	12.67	5.2881	55.0650	73.42 %
16	Petřík, Martin		U	P	Min	71	0	13.53	5.2476	54.6435	72.86 %
17	Louda, Vratislav		U	P	Min	69	0	13.26	5.2036	54.1855	72.25 %
18	Ráček, Jarda		U	P	Min	63	0	12.66	4.9763	51.8185	69.09 %
19	Novotny, Jiri		U	P	Min	67	0	13.55	4.9446	51.4888	68.65 %
20	Burkatovski, Alexander		U	P	Min	63	0	13.36	4.7156	49.1034	65.47 %
21	Burkatovski, Ekaterina		U	P	Min	63	0	13.44	4.6875	48.8111	65.08 %
22	Schwarz, Florian		U	P	Min	67	0	14.38	4.6592	48.5170	64.69 %
23	Rajman, Jiří		U	P	Min	65	0	14.34	4.5328	47.2000	62.93 %
24	Švarc, Petr			P	Min	63	0	14.28	4.4118	45.9399	61.25 %
25	Bízek, Vojtěch		U	P	Min	73	0	18.09	4.0354	42.0206	56.03 %
26	Trnková, Kateřina		U	P	Min	63	0	15.68	4.0179	41.8381	55.78 %
27	Strnad, Ivo		U	P	Min	60	10	12.51	3.9968	41.6189	55.49 %
28	Slováček, Pavel		U	P	Min	63	0	16.12	3.9082	40.6961	54.26 %
29	Trenkler, Markus		U	P	Min	59	0	15.52	3.8015	39.5857	52.78 %
30	Netolický, Pavel		U	P	Min	54	10	11.63	3.7833	39.3959	52.53 %
31	Baumgart, Rene		U	P	Min	63	0	17.00	3.7059	38.5895	51.45 %
32	Kysela, Miloš		U	P	Min	61	0	17.22	3.5424	36.8871	49.18 %
33	Ulehla, Gejza		U	P	Min	59	0	16.95	3.4808	36.2460	48.33 %
34	Tomolya st., Štěpán		U	P	Min	59	0	17.75	3.3239	34.6124	46.15 %
35	Jireš, Pavel		U	P	Min	55	0	17.34	3.1719	33.0287	44.04 %
36	Prothmann, Marcus		U	P	Min	54	10	14.49	3.0366	31.6200	42.16 %
37	Chalupová, Barbora		U	P	Min	65	0	21.56	3.0148	31.3937	41.86 %
38	Viola, Moser		U	P	Min	58	10	17.19	2.7923	29.0766	38.77 %
39	Svobodová, Marta		U	P	Min	61	0	21.98	2.7753	28.8988	38.53 %
40	Foltýn, Karel		U	P	Min	63	0	28.01	2.2492	23.4210	31.23 %

41	Frýzek, Lubor - 1	U	P	Min	55	20	17.82	1.9641	20.4521	27.27 %
42	Toman, Jan	U	P	Min	0	0	0.00	0.0000	0.0000	0.00 %
43	Majer, David	U	P	Min	44	70	24.67	0.0000	0.0000	0.00 %

Stage Results - Production Optics

Place	Name	No.	Class	Div	PF	Points	Pen	Time	Hit Factor	Stage Pts	Stage %
1	Maska, Richard		A	PO	Min	71	0	9.99	7.1071	75.0000	100.00 %
2	Šneberger, Jakub		U	PO	Min	73	0	10.44	6.9923	73.7889	98.39 %
3	Cehelský, Petr		U	PO	Min	67	0	12.18	5.5008	58.0492	77.40 %
4	Marek, Přemek		U	PO	Min	63	0	11.93	5.2808	55.7274	74.30 %
5	Bittner, Michal		U	PO	Min	57	0	11.11	5.1305	54.1414	72.19 %
6	Hora, Karel		U	PO	Min	65	0	13.29	4.8909	51.6127	68.82 %
7	Krejčí, Stanislav		U	PO	Min	57	0	12.23	4.6607	49.1832	65.58 %
8	Schmidt, Rainer		U	PO	Min	61	0	16.64	3.6659	38.6852	51.58 %
9	Skiejka, Aleš		U	PO	Min	61	0	18.52	3.2937	34.7582	46.34 %
10	Dröbner, Sebastian		U	PO	Min	66	10	17.38	3.2221	34.0022	45.34 %
11	Marková, Šárka		U	PO	Min	55	0	21.82	2.5206	26.5997	35.47 %
12	Yildirim, Engin		U	PO	Min	54	30	19.20	1.2500	13.1910	17.59 %

Stage Results - Revolver

Place	Name	No.	Class	Div	PF	Points	Pen	Time	Hit Factor	Stage Pts	Stage %
1	Prošek, Jan		U	R	Min	64	10	16.51	3.2707	75.0000	100.00 %
2	Prepletaný, Jan		U	R	Min	69	0	21.80	3.1651	72.5784	96.77 %

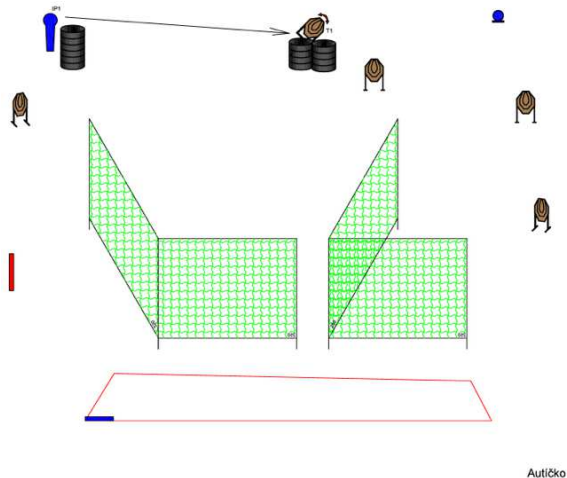
Stage Results - Standard

Place	Name	No.	Class	Div	PF	Points	Pen	Time	Hit Factor	Stage Pts	Stage %
1	Znamenacek, Petr		U	S	Maj	74	0	8.66	8.5450	75.0000	100.00 %
2	Liehne, Zdeněk		U	S	Maj	68	0	8.57	7.9347	69.6427	92.86 %
3	Marx, Jakub		U	S	Min	69	0	9.75	7.0769	62.1143	82.82 %
4	Vaclavik, Jaroslav		U	S	Maj	72	0	10.18	7.0727	62.0772	82.77 %
5	Fiala, Jan		U	S	Min	71	0	11.34	6.2610	54.9532	73.27 %
6	Šoustar, Ivo		U	S	Maj	71	0	11.81	6.0119	52.7662	70.35 %
7	Černý, Václav		U	S	Min	71	0	12.19	5.8244	51.1213	68.16 %
8	Ďedíč, Jiří		U	S	Min	63	0	10.83	5.8172	51.0575	68.08 %
9	Novotný, Petr		U	S	Min	67	0	11.54	5.8059	50.9585	67.94 %
10	Pulíček, Leoš		U	S	Min	65	0	11.22	5.7932	50.8473	67.80 %
11	Liehne, Irena		U	S	Min	69	0	12.16	5.6743	49.8039	66.41 %
12	Dlouhý, Michal		U	S	Min	59	0	10.43	5.6568	49.6495	66.20 %
13	Švadlaková, Miroslava		U	S	Min	71	0	12.83	5.5339	48.5712	64.76 %
14	Frýzek, Lubor		U	S	Min	64	10	9.76	5.5328	48.5614	64.75 %
15	Habásko, Miloslav		U	S	Min	63	0	11.54	5.4593	47.9162	63.89 %
16	Racský, Libor		U	S	Min	67	0	12.31	5.4427	47.7710	63.69 %
17	Čurková, Alexandra		U	S	Min	67	0	12.36	5.4207	47.5777	63.44 %
18	Černý, Marek		U	S	Maj	66	0	12.59	5.2423	46.0114	61.35 %
19	Beneš, Stanislav		U	S	Maj	73	0	14.22	5.1336	45.0579	60.08 %
20	Charvátová, Helena		U	S	Min	63	0	12.31	5.1178	44.9190	59.89 %
21	Turková, Eva		U	S	Min	69	0	13.60	5.0735	44.5305	59.37 %
22	Ivo, Wilk		U	S	Min	67	0	13.21	5.0719	44.5163	59.36 %
23	Koblic, Jan		U	S	Min	67	0	13.56	4.9410	43.3673	57.82 %
24	Kopřiva, Petr		U	S	Min	63	0	13.20	4.7727	41.8904	55.85 %
25	Ráček, Jaroslav		U	S	Min	69	0	14.61	4.7228	41.4521	55.27 %
26	Horáčková, Anna		U	S	Min	67	0	14.55	4.6048	40.4166	53.89 %
27	Batěk, Jarda		U	S	Min	63	0	13.70	4.5985	40.3615	53.82 %
28	Šimek, František		U	S	Maj	66	0	15.35	4.2997	37.7384	50.32 %
29	Samková, Markéta		U	S	Maj	68	0	15.91	4.2740	37.5134	50.02 %
30	Hejnová, Dea		U	S	Min	57	0	15.60	3.6538	32.0699	42.76 %
31	Kučera, Peter		U	S	Min	57	0	15.94	3.5759	31.3859	41.85 %
32	Foltýn, Tomáš		U	S	Min	71	0	20.28	3.5010	30.7283	40.97 %
33	Focke, Peter		U	S	Min	67	0	19.27	3.4769	30.5169	40.69 %

34	Weingartner, Tomáš		U	S	Min	65	0	19.27	3.3731	29.6060	39.47 %
35	Höding, Doris		U	S	Min	63	0	22.71	2.7741	24.3484	32.46 %
36	Petříková, Blanka		U	S	Min	60	10	20.16	2.4802	21.7684	29.02 %
37	Punčochář, Jaromír			S	Min	64	10	25.44	2.1226	18.6305	24.84 %
38	Babij, Iaroslav		U	S	Min	67	0	32.25	2.0775	18.2344	24.31 %
39	Hrádek, Martin		U	S	Min	63	0	34.11	1.8470	16.2109	21.61 %
40	(DQ) Cihelna, Petr	PETRC	U	S	Min						

Generated by PractiScore for Android (1.7.29 samsung) at 2023-06-11 18:07 +0200

Superliga APS ČR - Stage 10 - 2023-06-08



Stage Results - Classic

Place	Name	No.	Class	Div	PF	Points	Pen	Time	Hit Factor	Stage Pts	Stage %
1	Novotný, Zdeněk		U	C	Min	54	0	9.52	5.6723	60.0000	100.00 %
2	Dadák, Pavel		U	C	Maj	58	0	11.92	4.8658	51.4691	85.78 %

Stage Results - Open

Place	Name	No.	Class	Div	PF	Points	Pen	Time	Hit Factor	Stage Pts	Stage %
1	Šerá, Martina		U	O	Maj	59	0	8.04	7.3383	60.0000	100.00 %
2	Samek, Petr		U	O	Maj	58	0	8.03	7.2229	59.0565	98.43 %
3	Horinek, Milos			O	Maj	60	0	8.63	6.9525	56.8455	94.74 %
4	Šustrová, Kateřina		U	O	Maj	53	0	8.26	6.4165	52.4628	87.44 %
5	Cimbůrek, Lukáš		U	O	Maj	52	0	8.17	6.3647	52.0399	86.73 %
6	Šerý, Jiří		U	O	Maj	57	0	9.62	5.9252	48.4457	80.74 %
7	Mařík, Milan		U	O	Maj	46	10	7.79	4.6213	37.7851	62.98 %

Stage Results - PCC

Place	Name	No.	Class	Div	PF	Points	Pen	Time	Hit Factor	Stage Pts	Stage %
1	Smutný, Petr		U	PCC	Min	54	0	6.43	8.3981	60.0000	100.00 %
2	Zicha, Josef		U	PCC	Min	54	0	6.89	7.8374	55.9942	93.32 %
3	Matoušek, Jiří		U	PCC	Min	56	0	7.81	7.1703	51.2278	85.38 %
4	Bures, Vitezslav			PCC	Min	54	0	7.58	7.1240	50.8971	84.83 %
5	Šustr, Miloš		U	PCC	Min	56	0	8.41	6.6587	47.5730	79.29 %
6	Havel, Milan		U	PCC	Min	56	0	8.46	6.6194	47.2918	78.82 %
7	Fryš, Marek		U	PCC	Min	56	0	8.58	6.5268	46.6304	77.72 %
8	Zolnay, Pavol		D	PCC	Min	58	0	9.09	6.3806	45.5861	75.98 %
9	Rehberger, Ivo		U	PCC	Min	52	0	8.29	6.2726	44.8144	74.69 %
10	Košťák, Jan		U	PCC	Min	54	0	8.61	6.2718	44.8084	74.68 %
11	Souček, Jan		U	PCC	Min	46	0	7.35	6.2585	44.7135	74.52 %
12	Klose, Jens		U	PCC	Min	56	0	8.99	6.2291	44.5038	74.17 %
13	Slavik, Daniel		U	PCC	Min	53	10	6.92	6.2139	44.3947	73.99 %
14	Brož, Jiří		U	PCC	Min	50	0	8.11	6.1652	44.0471	73.41 %
15	Rataj, Jan		D	PCC	Min	56	0	9.42	5.9448	42.4723	70.79 %
16	Bernard, Petr		U	PCC	Min	58	0	10.18	5.6974	40.7051	67.84 %
17	Appl, Vladimír		U	PCC	Min	52	0	9.71	5.3553	38.2607	63.77 %
18	Jedlička, Jiří		U	PCC	Min	56	0	10.46	5.3537	38.2494	63.75 %
19	Volhejn, Ladislav		U	PCC	Min	54	0	10.31	5.2376	37.4200	62.37 %
20	Fiala, Rostislav		U	PCC	Min	46	0	8.88	5.1802	37.0095	61.68 %
21	Fiala, Radim		U	PCC	Min	54	0	10.46	5.1625	36.8834	61.47 %
22	Řehak, Michael		U	PCC	Min	54	0	10.49	5.1478	36.7779	61.30 %
23	Matýsek, Jaroslav		U	PCC	Min	60	0	11.67	5.1414	36.7324	61.22 %
24	Bříza, Pavel		U	PCC	Min	52	0	10.17	5.1131	36.5301	60.88 %

25	Stahl, Robert	U	PCC	Min	58	0	11.47	5.0567	36.1271	60.21 %
26	Stránský, Viktor	U	PCC	Min	44	0	8.72	5.0459	36.0499	60.08 %
27	Smrkovský, Martin	U	PCC	Min	58	0	11.58	5.0086	35.7839	59.64 %
28	Starčevič, Miroslav	U	PCC	Min	48	0	9.60	5.0000	35.7222	59.54 %
29	Ruehmkorf, Ingo	U	PCC	Min	52	0	10.57	4.9196	35.1477	58.58 %
30	Korecký, Jan	U	PCC	Min	52	0	11.47	4.5336	32.3898	53.98 %
31	Härtig, Sven	U	PCC	Min	52	0	12.03	4.3225	30.8821	51.47 %
32	Schulz, Marco	U	PCC	Min	48	0	11.46	4.1885	29.9244	49.87 %
33	Korecký, Jan-ml	U	PCC	Min	47	10	9.85	3.7563	26.8370	44.73 %
34	Soueidan, Mohamed	U	PCC	Min	58	0	15.75	3.6825	26.3097	43.85 %
35	Dědič, Tomáš	U	PCC	Min	42	0	13.79	3.0457	21.7597	36.27 %
36	Bříza, Václav	U	PCC	Min	60	0	24.55	2.4440	17.4610	29.10 %
37	Křapka, Martin	U	PCC	Min	0	0	0.00	0.0000	0.0000	0.00 %
38	Maroušek, Petr	U	PCC	Sub	0	0	9.21	0.0000	0.0000	0.00 %

Stage Results - Production

Place	Name	No.	Class	Div	PF	Points	Pen	Time	Hit Factor	Stage Pts	Stage %
1	Fleischer, Alexander		U	P	Min	58	0	8.28	7.0048	60.0000	100.00 %
2	Hanzlíček, Ladislav		U	P	Min	54	0	7.89	6.8441	58.6233	97.71 %
3	Burkatovski, Alexander		U	P	Min	60	0	9.12	6.5789	56.3521	93.92 %
4	Tomolya, Štěpán		U	P	Min	52	0	8.01	6.4919	55.6064	92.68 %
5	Němeček, Zdeněk		U	P	Min	56	0	8.71	6.4294	55.0711	91.79 %
6	Hindermann, Steffen		U	P	Min	58	0	9.09	6.3806	54.6535	91.09 %
7	Liehne, Jan		U	P	Min	56	0	8.95	6.2570	53.5943	89.32 %
8	Laburda, Jiří		U	P	Min	54	0	8.85	6.1017	52.2642	87.11 %
9	Hůlka, Pavel		U	P	Min	60	0	10.25	5.8537	50.1396	83.57 %
10	Arnold, Ctibor		U	P	Min	58	0	10.00	5.8000	49.6800	82.80 %
11	Němcová, Petra		U	P	Min	54	0	9.36	5.7692	49.4164	82.36 %
12	Petřík, Martin		U	P	Min	58	0	10.07	5.7597	49.3347	82.22 %
13	Jurák, Jan		U	P	Min	56	0	9.82	5.7026	48.8461	81.41 %
14	Frinta, Petr		U	P	Min	50	0	8.86	5.6433	48.3381	80.56 %
15	Kuhntreiber, Karel		U	P	Min	54	0	9.75	5.5385	47.4398	79.07 %
16	Burkatovski, Ekaterina		U	P	Min	52	0	9.77	5.3224	45.5892	75.98 %
17	Bindik, Franta		U	P	Min	55	10	8.98	5.0111	42.9230	71.54 %
18	Netolický, Pavel		U	P	Min	46	0	9.23	4.9837	42.6884	71.15 %
19	Louda, Vratislav		U	P	Min	60	0	12.21	4.9140	42.0910	70.15 %
20	Najmonova, Hana		U	P	Min	56	0	11.78	4.7538	40.7189	67.86 %
21	Chalupová, Barbora		U	P	Min	54	0	11.77	4.5879	39.2980	65.50 %
22	Ulehla, Gejza		U	P	Min	54	0	11.95	4.5188	38.7061	64.51 %
23	Viola, Moser		U	P	Min	54	0	12.03	4.4888	38.4487	64.08 %
24	Strnad, Ivo		U	P	Min	50	0	11.25	4.4444	38.0690	63.45 %
25	Rajman, Jiří		U	P	Min	54	0	12.67	4.2620	36.5065	60.84 %
26	Schwarz, Florian		U	P	Min	56	0	13.89	4.0317	34.5334	57.56 %
27	Novotny, Jiri		U	P	Min	52	0	12.91	4.0279	34.5009	57.50 %
28	Trnková, Kateřina		U	P	Min	58	0	14.40	4.0278	34.5000	57.50 %
29	Baumgart, Rene		U	P	Min	52	0	12.92	4.0248	34.4742	57.46 %
30	Švarc, Petr			P	Min	52	0	13.55	3.8376	32.8714	54.79 %
31	Svobodová, Marta		U	P	Min	56	0	14.68	3.8147	32.6750	54.46 %
32	Kysela, Miloš		U	P	Min	54	0	14.27	3.7842	32.4133	54.02 %
33	Bízek, Vojtěch		U	P	Min	52	0	14.59	3.5641	30.5282	50.88 %
34	Ráček, Jarda		U	P	Min	49	10	11.31	3.4483	29.5363	49.23 %
35	Foltýn, Karel		U	P	Min	50	0	15.23	3.2830	28.1205	46.87 %
36	Jireš, Pavel		U	P	Min	49	10	12.59	3.0977	26.5334	44.22 %
37	Slováček, Pavel		U	P	Min	47	10	12.85	2.8794	24.6634	41.11 %
38	Trenkler, Markus		U	P	Min	46	0	18.32	2.5109	21.5073	35.85 %
39	Tomolya st., Štěpán		U	P	Min	48	0	20.47	2.3449	20.0852	33.48 %
40	Majer, David		U	P	Min	49	10	16.79	2.3228	19.8961	33.16 %
41	Prothmann, Marcus		U	P	Min	49	10	18.70	2.0856	17.8639	29.77 %
42	Frýzek, Lubor - 1		U	P	Min	47	10	25.30	1.4625	12.5266	20.88 %
43	Toman, Jan		U	P	Min	0	0	0.00	0.0000	0.0000	0.00 %

Stage Results - Production Optics

Place	Name	No.	Class	Div	PF	Points	Pen	Time	Hit Factor	Stage Pts	Stage %
1	Šneberger, Jakub		U	PO	Min	58	0	8.57	6.7678	60.0000	100.00 %
2	Cehelský, Petr		U	PO	Min	56	0	8.51	6.5805	58.3395	97.23 %
3	Marek, Přemek		U	PO	Min	56	0	9.66	5.7971	51.3943	85.66 %
4	Hora, Karel		U	PO	Min	54	0	9.87	5.4711	48.5043	80.84 %
5	Maska, Richard		A	PO	Min	58	0	11.27	5.1464	45.6256	76.04 %
6	Dröbner, Sebastian		U	PO	Min	52	0	10.58	4.9149	43.5734	72.62 %
7	Krejčí, Stanislav		U	PO	Min	48	0	9.87	4.8632	43.1150	71.86 %
8	Skiejka, Aleš		U	PO	Min	58	0	12.63	4.5922	40.7126	67.85 %
9	Bittner, Michal		U	PO	Min	45	10	9.98	3.5070	31.0915	51.82 %
10	Schmidt, Rainer		U	PO	Min	46	0	15.65	2.9393	26.0584	43.43 %
11	Yildirim, Engin		U	PO	Min	52	0	18.73	2.7763	24.6133	41.02 %
12	Marková, Šárka		U	PO	Min	47	10	13.93	2.6561	23.5480	39.25 %

Stage Results - Revolver

Place	Name	No.	Class	Div	PF	Points	Pen	Time	Hit Factor	Stage Pts	Stage %
1	Prošek, Jan		U	R	Min	56	0	15.93	3.5154	60.0000	100.00 %
2	Prepletaný, Jan		U	R	Min	54	0	16.50	3.2727	55.8584	93.10 %

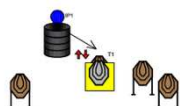
Stage Results - Standard

Place	Name	No.	Class	Div	PF	Points	Pen	Time	Hit Factor	Stage Pts	Stage %
1	Liehne, Zdeněk		U	S	Maj	53	0	7.61	6.9645	60.0000	100.00 %
2	Znamenacek, Petr		U	S	Maj	57	0	8.29	6.8758	59.2353	98.73 %
3	Vaclavík, Jaroslav		U	S	Maj	57	0	8.88	6.4189	55.2996	92.17 %
4	Marx, Jakub		U	S	Min	58	0	9.15	6.3388	54.6093	91.02 %
5	Černý, Marek		U	S	Maj	58	0	9.76	5.9426	51.1963	85.33 %
6	Ďedíč, Jiří		U	S	Min	54	0	9.18	5.8824	50.6770	84.46 %
7	Dlouhý, Michal		U	S	Min	56	0	9.81	5.7085	49.1789	81.96 %
8	Beneš, Stanislav		U	S	Maj	55	0	9.76	5.6352	48.5482	80.91 %
9	Ivo, Wilk		U	S	Min	52	0	9.69	5.3664	46.2317	77.05 %
10	Charvátová, Helena		U	S	Min	60	0	11.39	5.2678	45.3824	75.64 %
11	Fiala, Jan		U	S	Min	44	0	8.41	5.2319	45.0730	75.12 %
12	Čurková, Alexandra		U	S	Min	52	0	10.02	5.1896	44.7091	74.52 %
13	Pulíček, Leoš		U	S	Min	50	0	9.68	5.1653	44.4995	74.17 %
14	Batěk, Jarda		U	S	Min	54	0	10.52	5.1331	44.2220	73.70 %
15	Šoustar, Ivo		U	S	Maj	58	0	11.43	5.0744	43.7161	72.86 %
16	Samková, Markéta		U	S	Maj	58	0	11.59	5.0043	43.1126	71.85 %
17	Liehne, Irena		U	S	Min	56	0	11.46	4.8866	42.0982	70.16 %
18	Švadlaková, Miroslava		U	S	Min	50	0	10.39	4.8123	41.4586	69.10 %
19	Frýzek, Lubor		U	S	Min	45	10	7.78	4.4987	38.7569	64.59 %
20	Horáčková, Anna		U	S	Min	50	0	11.31	4.4209	38.0862	63.48 %
21	Weingartner, Tomáš		U	S	Min	52	0	11.88	4.3771	37.7092	62.85 %
22	Kučera, Peter		U	S	Min	48	0	11.16	4.3011	37.0542	61.76 %
23	Novotný, Petr		U	S	Min	44	0	10.27	4.2843	36.9098	61.52 %
24	Turková, Eva		U	S	Min	54	0	12.99	4.1570	35.8133	59.69 %
25	Koblic, Jan		U	S	Min	54	0	13.08	4.1284	35.5669	59.28 %
26	Černý, Václav		U	S	Min	58	0	14.23	4.0759	35.1142	58.52 %
27	Ráček, Jaroslav		U	S	Min	54	0	13.25	4.0755	35.1106	58.52 %
28	Focke, Peter		U	S	Min	56	0	14.62	3.8304	32.9990	55.00 %
29	Habásko, Miloslav		U	S	Min	51	10	10.95	3.7443	32.2574	53.76 %
30	Hejnová, Dea		U	S	Min	56	0	15.47	3.6199	31.1859	51.98 %
31	Šimek, František		U	S	Maj	52	10	12.71	3.3045	28.4684	47.45 %
32	Racský, Libor		U	S	Min	45	10	11.22	3.1194	26.8742	44.79 %
33	Petříková, Blanka		U	S	Min	54	0	17.77	3.0388	26.1798	43.63 %
34	Foltýn, Tomáš		U	S	Min	58	0	19.73	2.9397	25.3257	42.21 %
35	Hrádek, Martin		U	S	Min	56	0	20.47	2.7357	23.5684	39.28 %
36	Höding, Doris		U	S	Min	48	0	21.51	2.2315	19.2248	32.04 %
37	Kopřiva, Petr		U	S	Min	38	20	10.90	1.6514	14.2268	23.71 %

38	Babij, Iaroslav		U	S	Min	56	0	36.50	1.5342	13.2177	22.03 %
39	Punčochář, Jaromír			S	Min	44	20	15.66	1.5326	13.2032	22.01 %
40	(DQ) Cihelna, Petr	PETRC	U	S	Min						

Generated by PractiScore for Android (1.7.29 samsung) at 2023-06-11 18:08 +0200

Superliga APS ČR - Stage 11 - 2023-06-08



Western

Stage Results - Classic

Place	Name	No.	Class	Div	PF	Points	Pen	Time	Hit Factor	Stage Pts	Stage %
1	Dadák, Pavel		U	C	Maj	41	0	5.79	7.0812	45.0000	100.00 %
2	Novotný, Zdeněk		U	C	Min	34	10	4.96	4.8387	30.7494	68.33 %

Stage Results - Open

Place	Name	No.	Class	Div	PF	Points	Pen	Time	Hit Factor	Stage Pts	Stage %
1	Mařík, Milan		U	O	Maj	42	0	3.50	12.0000	45.0000	100.00 %
2	Samek, Petr		U	O	Maj	39	0	3.51	11.1111	41.6667	92.59 %
3	Cimbůrek, Lukáš		U	O	Maj	44	0	4.29	10.2564	38.4615	85.47 %
4	Horínek, Milos			O	Maj	43	0	4.42	9.7285	36.4819	81.07 %
5	Šerá, Martina		U	O	Maj	43	0	4.55	9.4505	35.4396	78.75 %
6	Šustrová, Kateřina		U	O	Maj	43	0	23.61	1.8213	6.8297	15.18 %
7	Šerý, Jiří		U	O	Maj	39	20	10.74	1.7691	6.6341	14.74 %

Stage Results - PCC

Place	Name	No.	Class	Div	PF	Points	Pen	Time	Hit Factor	Stage Pts	Stage %
1	Slavík, Daniel		U	PCC	Min	45	0	2.70	16.6667	45.0000	100.00 %
2	Zicha, Josef		U	PCC	Min	45	0	3.12	14.4231	38.9423	86.54 %
3	Bures, Vitezslav			PCC	Min	43	0	3.39	12.6844	34.2478	76.11 %
4	Rehberger, Ivo		U	PCC	Min	41	0	3.39	12.0944	32.6549	72.57 %
5	Matoušek, Jiří		U	PCC	Min	43	0	3.58	12.0112	32.4302	72.07 %
6	Souček, Jan		U	PCC	Min	41	0	3.52	11.6477	31.4489	69.89 %
7	Volhejn, Ladislav		U	PCC	Min	41	0	3.57	11.4846	31.0084	68.91 %
8	Košťák, Jan		U	PCC	Min	41	0	3.75	10.9333	29.5200	65.60 %
9	Fiala, Rostislav		U	PCC	Min	39	0	3.65	10.6849	28.8493	64.11 %
10	Matýsek, Jaroslav		U	PCC	Min	43	0	4.04	10.6436	28.7376	63.86 %
11	Stahl, Robert		U	PCC	Min	37	0	3.51	10.5413	28.4615	63.25 %
12	Rataj, Jan		D	PCC	Min	37	0	3.63	10.1928	27.5207	61.16 %
13	Havel, Milan		U	PCC	Min	41	0	4.31	9.5128	25.6845	57.08 %
14	Korecký, Jan		U	PCC	Min	35	0	3.68	9.5109	25.6793	57.07 %
15	Fiala, Radim		U	PCC	Min	45	0	4.74	9.4937	25.6329	56.96 %
16	Zolnay, Pavol		D	PCC	Min	45	0	4.74	9.4937	25.6329	56.96 %
17	Fryš, Marek		U	PCC	Min	37	0	3.96	9.3434	25.2273	56.06 %
18	Starčević, Miroslav		U	PCC	Min	43	0	4.63	9.2873	25.0756	55.72 %
19	Klose, Jens		U	PCC	Min	43	0	4.68	9.1880	24.8077	55.13 %
20	Stránský, Viktor		U	PCC	Min	35	0	3.89	8.9974	24.2931	53.98 %
21	Jedlička, Jiří		U	PCC	Min	37	0	4.16	8.8942	24.0144	53.37 %
22	Korecký, Jan-ml		U	PCC	Min	37	0	4.19	8.8305	23.8425	52.98 %
23	Härtig, Sven		U	PCC	Min	43	0	5.19	8.2852	22.3699	49.71 %

24	Ruehmkorf, Ingo	U	PCC	Min	43	0	5.21	8.2534	22.2841	49.52 %
25	Smrkovský, Martin	U	PCC	Min	41	0	5.08	8.0709	21.7913	48.43 %
26	Schulz, Marco	U	PCC	Min	45	0	5.60	8.0357	21.6964	48.21 %
27	Bernard, Petr	U	PCC	Min	45	0	5.72	7.8671	21.2413	47.20 %
28	Bříza, Pavel	U	PCC	Min	45	0	6.34	7.0978	19.1640	42.59 %
29	Dědič, Tomáš	U	PCC	Min	35	0	5.15	6.7961	18.3495	40.78 %
30	Řehak, Michael	U	PCC	Min	34	10	3.75	6.4000	17.2800	38.40 %
31	Brož, Jiří	U	PCC	Min	43	0	6.80	6.3235	17.0735	37.94 %
32	Soueidan, Mohamed	U	PCC	Min	41	0	7.35	5.5782	15.0612	33.47 %
33	Bříza, Václav	U	PCC	Min	35	0	6.45	5.4264	14.6512	32.56 %
34	Smutný, Petr	U	PCC	Min	31	20	3.10	3.5484	9.5806	21.29 %
35	Appl, Vladimír	U	PCC	Min	29	20	4.36	2.0642	5.5734	12.39 %
36	Šustr, Miloš	U	PCC	Min	35	30	5.79	0.8636	2.3316	5.18 %
37	Křapka, Martin	U	PCC	Min	0	0	0.00	0.0000	0.0000	0.00 %
38	Maroušek, Petr	U	PCC	Sub	0	0	5.09	0.0000	0.0000	0.00 %

Stage Results - Production

Place	Name	No.	Class	Div	PF	Points	Pen	Time	Hit Factor	Stage Pts	Stage %
1	Hanzlíček, Ladislav		U	P	Min	45	0	3.45	13.0435	45.0000	100.00 %
2	Bindik, Franta		U	P	Min	45	0	4.02	11.1940	38.6194	85.82 %
3	Němeček, Zdeněk		U	P	Min	41	0	3.89	10.5398	36.3625	80.81 %
4	Fleischer, Alexander		U	P	Min	41	0	4.24	9.6698	33.3608	74.14 %
5	Tomolya, Štěpán		U	P	Min	43	0	4.65	9.2473	31.9032	70.90 %
6	Hůlka, Pavel		U	P	Min	41	0	4.62	8.8745	30.6169	68.04 %
7	Najmonova, Hana		U	P	Min	43	0	4.85	8.8660	30.5876	67.97 %
8	Arnold, Ctibor		U	P	Min	39	0	4.42	8.8235	30.4412	67.65 %
9	Kuhntreiber, Karel		U	P	Min	45	0	5.10	8.8235	30.4412	67.65 %
10	Burkatovski, Alexander		U	P	Min	41	0	4.65	8.8172	30.4194	67.60 %
11	Hindermann, Steffen		U	P	Min	39	0	4.85	8.0412	27.7423	61.65 %
12	Netolický, Pavel		U	P	Min	39	0	4.88	7.9918	27.5717	61.27 %
13	Louda, Vratislav		U	P	Min	45	0	5.80	7.7586	26.7672	59.48 %
14	Laburda, Jiří		U	P	Min	41	0	5.50	7.4545	25.7182	57.15 %
15	Novotny, Jiri		U	P	Min	43	0	5.88	7.3129	25.2296	56.07 %
16	Petřík, Martin		U	P	Min	45	0	6.18	7.2816	25.1214	55.83 %
17	Prothmann, Marcus		U	P	Min	45	0	6.28	7.1656	24.7213	54.94 %
18	Švarc, Petr			P	Min	41	0	5.73	7.1553	24.6859	54.86 %
19	Frinta, Petr		U	P	Min	39	0	5.48	7.1168	24.5529	54.56 %
20	Rajman, Jiří		U	P	Min	39	0	5.69	6.8541	23.6467	52.55 %
21	Chalupová, Barbora		U	P	Min	43	0	6.47	6.6461	22.9289	50.95 %
22	Schwarz, Florian		U	P	Min	41	0	6.21	6.6023	22.7778	50.62 %
23	Jireš, Pavel		U	P	Min	43	0	6.92	6.2139	21.4379	47.64 %
24	Slováček, Pavel		U	P	Min	43	0	7.15	6.0140	20.7483	46.11 %
25	Němcová, Petra		U	P	Min	36	10	4.52	5.7522	19.8451	44.10 %
26	Viola, Moser		U	P	Min	41	0	7.38	5.5556	19.1667	42.59 %
27	Jurák, Jan		U	P	Min	36	10	4.70	5.5319	19.0851	42.41 %
28	Bízek, Vojtěch		U	P	Min	39	0	7.11	5.4852	18.9241	42.05 %
29	Strnad, Ivo		U	P	Min	31	0	5.87	5.2811	18.2198	40.49 %
30	Trenkler, Markus		U	P	Min	39	0	7.40	5.2703	18.1824	40.41 %
31	Svobodová, Marta		U	P	Min	41	0	8.00	5.1250	17.6813	39.29 %
32	Kysela, Miloš		U	P	Min	31	0	6.13	5.0571	17.4470	38.77 %
33	Liehne, Jan		U	P	Min	38	20	3.91	4.6036	15.8824	35.29 %
34	Ráček, Jarda		U	P	Min	32	10	4.99	4.4088	15.2104	33.80 %
35	Trnková, Kateřina		U	P	Min	29	0	6.69	4.3348	14.9552	33.23 %
36	Ulehla, Gejza		U	P	Min	32	10	5.68	3.8732	13.3627	29.69 %
37	Foltýn, Karel		U	P	Min	39	0	10.42	3.7428	12.9127	28.69 %
38	Baumgart, Rene		U	P	Min	34	10	8.29	2.8951	9.9879	22.20 %
39	Tomolya st., Štěpán		U	P	Min	38	20	7.72	2.3316	8.0440	17.88 %
40	Majer, David		U	P	Min	41	0	18.77	2.1843	7.5360	16.75 %
41	Frýzek, Lubor - 1		U	P	Min	24	10	7.00	2.0000	6.9000	15.33 %
42	Burkatovski, Ekaterina		U	P	Min	27	20	5.22	1.3410	4.6264	10.28 %
43	Toman, Jan		U	P	Min	0	0	0.00	0.0000	0.0000	0.00 %

Stage Results - Production Optics

Place	Name	No.	Class	Div	PF	Points	Pen	Time	Hit Factor	Stage Pts	Stage %
1	Maska, Richard		A	PO	Min	39	0	3.75	10.4000	45.0000	100.00 %
2	Cehelský, Petr		U	PO	Min	45	0	4.54	9.9119	42.8880	95.31 %
3	Šneberger, Jakub		U	PO	Min	41	0	4.67	8.7794	37.9880	84.42 %
4	Krejčí, Stanislav		U	PO	Min	39	0	4.81	8.1081	35.0832	77.96 %
5	Marek, Přemek		U	PO	Min	39	0	5.14	7.5875	32.8307	72.96 %
6	Hora, Karel		U	PO	Min	33	0	4.66	7.0815	30.6413	68.09 %
7	Skiejka, Aleš		U	PO	Min	43	0	6.87	6.2591	27.0826	60.18 %
8	Yildirim, Engin		U	PO	Min	41	0	6.85	5.9854	25.8984	57.55 %
9	Marková, Šárka		U	PO	Min	41	0	7.05	5.8156	25.1637	55.92 %
10	Dröbšler, Sebastian		U	PO	Min	37	0	6.74	5.4896	23.7531	52.78 %
11	Bittner, Michal		U	PO	Min	32	10	4.44	4.9550	21.4397	47.64 %
12	Schmidt, Rainer		U	PO	Min	40	10	8.28	3.6232	15.6773	34.84 %

Stage Results - Revolver

Place	Name	No.	Class	Div	PF	Points	Pen	Time	Hit Factor	Stage Pts	Stage %
1	Prošek, Jan		U	R	Min	43	0	8.75	4.9143	45.0000	100.00 %
2	Prepletaný, Jan		U	R	Min	45	0	11.98	3.7563	34.3960	76.44 %

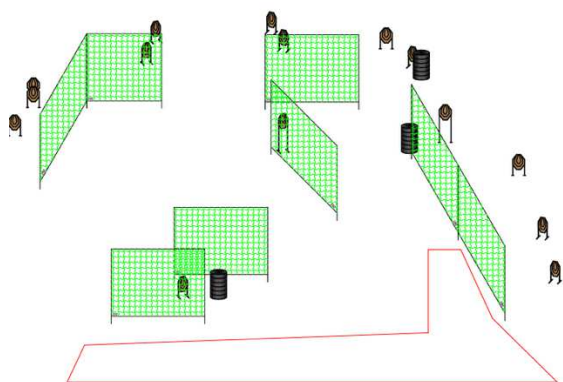
Stage Results - Standard

Place	Name	No.	Class	Div	PF	Points	Pen	Time	Hit Factor	Stage Pts	Stage %
1	Marx, Jakub		U	S	Min	45	0	3.62	12.4309	45.0000	100.00 %
2	Znamenacek, Petr		U	S	Maj	43	0	3.84	11.1979	40.5365	90.08 %
3	Liehne, Zdeněk		U	S	Maj	40	0	3.59	11.1421	40.3343	89.63 %
4	Frýzek, Lubor		U	S	Min	39	0	3.88	10.0515	36.3866	80.86 %
5	Habásko, Miloslav		U	S	Min	39	0	4.18	9.3301	33.7751	75.06 %
6	Liehne, Irena		U	S	Min	43	0	4.80	8.9583	32.4292	72.06 %
7	Dlouhý, Michal		U	S	Min	41	0	4.77	8.5954	31.1153	69.15 %
8	Čurková, Alexandra		U	S	Min	39	0	4.54	8.5903	31.0969	69.10 %
9	Fiala, Jan		U	S	Min	39	0	4.66	8.3691	30.2961	67.32 %
10	Ivo, Wilk		U	S	Min	35	0	4.48	7.8125	28.2812	62.85 %
11	Novotný, Petr		U	S	Min	41	0	5.28	7.7652	28.1098	62.47 %
12	Charvátová, Helena		U	S	Min	39	0	5.06	7.7075	27.9012	62.00 %
13	Pulíček, Leoš		U	S	Min	37	0	4.84	7.6446	27.6736	61.50 %
14	Batěk, Jarda		U	S	Min	37	0	4.96	7.4597	27.0040	60.01 %
15	Beneš, Stanislav		U	S	Maj	43	0	5.99	7.1786	25.9866	57.75 %
16	Ráček, Jaroslav		U	S	Min	43	0	6.26	6.8690	24.8658	55.26 %
17	Weingartner, Tomáš		U	S	Min	41	0	5.98	6.8562	24.8194	55.15 %
18	Švadlaková, Miroslava		U	S	Min	39	0	5.83	6.6895	24.2161	53.81 %
19	Samková, Markéta		U	S	Maj	44	0	6.61	6.6566	24.0968	53.55 %
20	Vaclavík, Jaroslav		U	S	Maj	37	10	4.10	6.5854	23.8390	52.98 %
21	Kučera, Peter		U	S	Min	39	0	6.12	6.3725	23.0686	51.26 %
22	Racský, Libor		U	S	Min	29	0	4.60	6.3043	22.8217	50.71 %
23	Ďedíč, Jiří		U	S	Min	41	0	6.68	6.1377	22.2186	49.37 %
24	Hejnová, Dea		U	S	Min	41	0	6.79	6.0383	21.8586	48.57 %
25	Šoustar, Ivo		U	S	Maj	38	10	4.68	5.9829	21.6581	48.13 %
26	Kopřiva, Petr		U	S	Min	29	0	5.01	5.7884	20.9541	46.56 %
27	Turková, Eva		U	S	Min	35	0	6.13	5.7096	20.6688	45.93 %
28	Foltýn, Tomáš		U	S	Min	43	0	8.61	4.9942	18.0790	40.18 %
29	Černý, Václav		U	S	Min	40	10	6.06	4.9505	17.9208	39.82 %
30	Focke, Peter		U	S	Min	39	0	7.99	4.8811	17.6696	39.27 %
31	Šimek, František		U	S	Maj	38	10	6.05	4.6281	16.7537	37.23 %
32	Höding, Doris		U	S	Min	37	0	8.33	4.4418	16.0792	35.73 %
33	Koblic, Jan		U	S	Min	34	10	6.12	3.9216	14.1961	31.55 %
34	Hrádek, Martin		U	S	Min	36	10	6.70	3.8806	14.0478	31.22 %
35	Petříková, Blanka		U	S	Min	31	0	8.45	3.6686	13.2805	29.51 %
36	Babii, Jaroslav		U	S	Min	43	0	15.02	2.8628	10.3635	23.03 %
37	Horáčková, Anna		U	S	Min	30	20	8.56	1.1682	4.2290	9.40 %

38	Punčochář, Jaromír		S	Min	29	20	10.37	0.8679	3.1418	6.98 %	
39	Černý, Marek		U	S	Maj	36	30	7.12	0.8427	3.0506	6.78 %
40	(DQ) Cihelna, Petr	PETRC	U	S	Min						

Generated by PractiScore for Android (1.7.29 samsung) at 2023-06-11 18:09 +0200

Superliga APS ČR - Stage 12 - 2023-06-08



50ti metrovka vlevo

Stage Results - Classic

Place	Name	No.	Class	Div	PF	Points	Pen	Time	Hit Factor	Stage Pts	Stage %
1	Novotný, Zdeněk		U	C	Min	138	0	21.60	6.3889	150.0000	100.00 %
2	Dadák, Pavel		U	C	Maj	143	0	25.25	5.6634	132.9660	88.64 %

Stage Results - Open

Place	Name	No.	Class	Div	PF	Points	Pen	Time	Hit Factor	Stage Pts	Stage %
1	Samek, Petr		U	O	Maj	133	0	15.53	8.5641	150.0000	100.00 %
2	Cimbůrek, Lukáš		U	O	Maj	144	0	17.41	8.2711	144.8688	96.58 %
3	Horinek, Milos			O	Maj	137	10	16.21	7.8347	137.2245	91.48 %
4	Mařík, Milan		U	O	Maj	132	0	16.95	7.7876	136.4003	90.93 %
5	Šustrová, Kateřina		U	O	Maj	141	0	18.16	7.7643	135.9923	90.66 %
6	Šerý, Jiří		U	O	Maj	141	0	20.88	6.7529	118.2768	78.85 %
7	Šerá, Martina		U	O	Maj	137	30	17.19	6.2245	109.0232	72.68 %

Stage Results - PCC

Place	Name	No.	Class	Div	PF	Points	Pen	Time	Hit Factor	Stage Pts	Stage %
1	Slavik, Daniel		U	PCC	Min	138	0	12.72	10.8491	150.0000	100.00 %
2	Smutný, Petr		U	PCC	Min	134	0	13.90	9.6403	133.2875	88.86 %
3	Bures, Vitezslav			PCC	Min	144	0	15.81	9.1082	125.9302	83.95 %
4	Zicha, Josef		U	PCC	Min	140	0	16.71	8.3782	115.8380	77.23 %
5	Matoušek, Jiří		U	PCC	Min	142	0	17.84	7.9596	110.0507	73.37 %
6	Košťák, Jan		U	PCC	Min	136	0	17.18	7.9162	109.4498	72.97 %
7	Korecký, Jan		U	PCC	Min	130	0	16.50	7.8788	108.9328	72.62 %
8	Zolnay, Pavol		D	PCC	Min	136	0	17.41	7.8116	108.0039	72.00 %
9	Jedlička, Jiří		U	PCC	Min	130	0	16.68	7.7938	107.7573	71.84 %
10	Rehberger, Ivo		U	PCC	Min	138	0	17.80	7.7528	107.1910	71.46 %
11	Volhejn, Ladislav		U	PCC	Min	124	0	16.10	7.7019	106.4866	70.99 %
12	Šustr, Miloš		U	PCC	Min	138	0	18.56	7.4353	102.8017	68.53 %
13	Stránský, Viktor		U	PCC	Min	136	0	18.44	7.3753	101.9711	67.98 %
14	Stahl, Robert		U	PCC	Min	134	0	18.83	7.1163	98.3906	65.59 %
15	Fiala, Rostislav		U	PCC	Min	136	0	19.25	7.0649	97.6804	65.12 %
16	Klose, Jens		U	PCC	Min	142	0	20.28	7.0020	96.8099	64.54 %
17	Havel, Milan		U	PCC	Min	124	0	17.87	6.9390	95.9393	63.96 %
18	Řehak, Michael		U	PCC	Min	128	0	18.72	6.8376	94.5373	63.02 %
19	Rataj, Jan		D	PCC	Min	130	0	19.07	6.8170	94.2523	62.83 %
20	Souček, Jan		U	PCC	Min	123	10	16.59	6.8113	94.1741	62.78 %
21	Matýsek, Jaroslav		U	PCC	Min	142	0	21.00	6.7619	93.4907	62.33 %
22	Brož, Jiří		U	PCC	Min	136	0	20.40	6.6667	92.1739	61.45 %
23	Smrkovský, Martin		U	PCC	Min	146	0	22.43	6.5091	89.9959	60.00 %
24	Fryš, Marek		U	PCC	Min	136	0	21.33	6.3760	88.1551	58.77 %
25	Appl, Vladimír		U	PCC	Min	138	0	21.92	6.2956	87.0438	58.03 %
26	Schulz, Marco		U	PCC	Min	126	0	20.28	6.2130	85.9017	57.27 %

27	Ruehmkorf, Ingo	U	PCC	Min	138	0	22.55	6.1197	84.6120	56.41 %
28	Bernard, Petr	U	PCC	Min	129	10	19.77	6.0192	83.2223	55.48 %
29	Fiala, Radim	U	PCC	Min	136	0	23.20	5.8621	81.0495	54.03 %
30	Härtig, Sven	U	PCC	Min	142	0	24.38	5.8244	80.5293	53.69 %
31	Starčević, Miroslav	U	PCC	Min	134	0	23.25	5.7634	79.6858	53.12 %
32	Bříza, Pavel	U	PCC	Min	129	10	23.11	5.1493	71.1945	47.46 %
33	Korecký, Jan-ml	U	PCC	Min	123	10	25.32	4.4629	61.7041	41.14 %
34	Dědič, Tomáš	U	PCC	Min	131	10	28.31	4.2741	59.0942	39.40 %
35	Soueidan, Mohamed	U	PCC	Min	136	0	34.52	3.9397	54.4713	36.31 %
36	Bříza, Václav	U	PCC	Min	130	0	58.19	2.2341	30.8883	20.59 %
37	Křapka, Martin	U	PCC	Min	0	0	0.00	0.0000	0.0000	0.00 %
38	Maroušek, Petr	U	PCC	Sub	0	0	20.41	0.0000	0.0000	0.00 %

Stage Results - Production

Place	Name	No.	Class	Div	PF	Points	Pen	Time	Hit Factor	Stage Pts	Stage %
1	Bindik, Franta		U	P	Min	144	0	18.36	7.8431	150.0000	100.00 %
2	Hanzlíček, Ladislav		U	P	Min	136	0	18.37	7.4034	141.5895	94.39 %
3	Tomolya, Štěpán		U	P	Min	140	0	18.98	7.3762	141.0695	94.05 %
4	Liehne, Jan		U	P	Min	126	0	18.56	6.7888	129.8357	86.56 %
5	Burkatovski, Alexander		U	P	Min	144	0	21.40	6.7290	128.6916	85.79 %
6	Němeček, Zdeněk		U	P	Min	132	0	19.63	6.7244	128.6042	85.74 %
7	Kuhntreiber, Karel		U	P	Min	130	0	19.55	6.6496	127.1739	84.78 %
8	Frinta, Petr		U	P	Min	138	0	20.76	6.6474	127.1315	84.75 %
9	Němcová, Petra		U	P	Min	140	0	21.50	6.5116	124.5349	83.02 %
10	Najmonova, Hana		U	P	Min	146	0	22.59	6.4630	123.6056	82.40 %
11	Fleischer, Alexander		U	P	Min	119	10	17.03	6.4005	122.4090	81.61 %
12	Hindermann, Steffen		U	P	Min	122	0	20.23	6.0306	115.3361	76.89 %
13	Jurák, Jan		U	P	Min	130	0	21.63	6.0102	114.9445	76.63 %
14	Ráček, Jarda		U	P	Min	144	0	24.37	5.9089	113.0078	75.34 %
15	Louda, Vratislav		U	P	Min	150	0	25.56	5.8685	112.2359	74.82 %
16	Laburda, Jiří		U	P	Min	136	0	23.69	5.7408	109.7932	73.20 %
17	Petřík, Martin		U	P	Min	142	0	26.47	5.3646	102.5973	68.40 %
18	Novotny, Jiri		U	P	Min	138	0	25.80	5.3488	102.2965	68.20 %
19	Švarc, Petr			P	Min	122	0	23.13	5.2745	100.8755	67.25 %
20	Ulehla, Gejza		U	P	Min	135	10	23.86	5.2389	100.1938	66.80 %
21	Arnold, Ctibor		U	P	Min	129	10	22.75	5.2308	100.0385	66.69 %
22	Strnad, Ivo		U	P	Min	128	0	26.51	4.8284	92.3425	61.56 %
23	Netolický, Pavel		U	P	Min	126	0	26.58	4.7404	90.6603	60.44 %
24	Hůlka, Pavel		U	P	Min	123	10	24.37	4.6368	88.6797	59.12 %
25	Prothmann, Marcus		U	P	Min	126	0	27.68	4.5520	87.0574	58.04 %
26	Rajman, Jiří		U	P	Min	132	0	29.00	4.5517	87.0517	58.03 %
27	Schwarz, Florian		U	P	Min	122	0	27.16	4.4919	85.9076	57.27 %
28	Viola, Moser		U	P	Min	116	0	26.48	4.3807	83.7802	55.85 %
29	Slováček, Pavel		U	P	Min	128	0	30.59	4.1844	80.0262	53.35 %
30	Jireš, Pavel		U	P	Min	126	0	31.24	4.0333	77.1367	51.42 %
31	Foltýn, Karel		U	P	Min	142	0	35.32	4.0204	76.8899	51.26 %
32	Frýzek, Lubor - 1		U	P	Min	124	0	31.91	3.8859	74.3184	49.55 %
33	Burkatovski, Ekaterina		U	P	Min	114	20	24.44	3.8462	73.5577	49.04 %
34	Trnková, Kateřina		U	P	Min	120	0	32.54	3.6878	70.5286	47.02 %
35	Kysela, Miloš		U	P	Min	134	0	37.60	3.5638	68.1582	45.44 %
36	Chalupová, Barbora		U	P	Min	121	10	32.20	3.4472	65.9278	43.95 %
37	Bízek, Vojtěch		U	P	Min	122	0	35.53	3.4337	65.6699	43.78 %
38	Tomolya st., Štěpán		U	P	Min	138	0	40.54	3.4040	65.1024	43.40 %
39	Baumgart, Rene		U	P	Min	116	30	26.41	3.2563	62.2775	41.52 %
40	Majer, David		U	P	Min	134	0	41.85	3.2019	61.2366	40.82 %
41	Trenkler, Markus		U	P	Min	119	10	35.53	3.0678	58.6722	39.11 %
42	Svobodová, Marta		U	P	Min	115	30	33.73	2.5200	48.1952	32.13 %
43	Toman, Jan		U	P	Min	102	50	32.65	1.5926	30.4594	20.31 %

Stage Results - Production Optics

Place	Name	No.	Class	Div	PF	Points	Pen	Time	Hit Factor	Stage Pts	Stage %
-------	------	-----	-------	-----	----	--------	-----	------	------------	-----------	---------

1	Šneberger, Jakub	U	PO	Min	132	0	18.61	7.0930	150.0000	100.00 %
2	Cehelský, Petr	U	PO	Min	134	0	22.56	5.9397	125.6115	83.74 %
3	Marek, Přemek	U	PO	Min	134	0	22.62	5.9240	125.2783	83.52 %
4	Hora, Karel	U	PO	Min	132	0	22.48	5.8719	124.1770	82.78 %
5	Bittner, Michal	U	PO	Min	121	10	19.20	5.7813	122.2603	81.51 %
6	Maska, Richard	A	PO	Min	139	10	23.00	5.6087	118.6112	79.07 %
7	Krejčí, Stanislav	U	PO	Min	122	0	23.35	5.2248	110.4935	73.66 %
8	Skiejka, Aleš	U	PO	Min	138	0	30.40	4.5395	95.9996	64.00 %
9	Drößler, Sebastian	U	PO	Min	115	10	25.79	4.0713	86.0997	57.40 %
10	Schmidt, Rainer	U	PO	Min	125	10	28.45	4.0422	85.4829	56.99 %
11	Marková, Šárka	U	PO	Min	140	0	38.36	3.6496	77.1815	51.45 %
12	Yildirim, Engin	U	PO	Min	117	10	41.87	2.5555	54.0436	36.03 %

Stage Results - Revolver

Place	Name	No.	Class	Div	PF	Points	Pen	Time	Hit Factor	Stage Pts	Stage %
1	Prošek, Jan		U	R	Min	136	0	34.39	3.9546	150.0000	100.00 %
2	Prepletaný, Jan		U	R	Min	144	0	43.90	3.2802	124.4178	82.95 %

Stage Results - Standard

Place	Name	No.	Class	Div	PF	Points	Pen	Time	Hit Factor	Stage Pts	Stage %
1	Znamenacek, Petr		U	S	Maj	139	10	15.87	8.1285	150.0000	100.00 %
2	Marx, Jakub		U	S	Min	134	0	17.18	7.7998	143.9329	95.96 %
3	Liehne, Zdeněk		U	S	Maj	144	0	19.63	7.3357	135.3695	90.25 %
4	Frýzek, Lubor		U	S	Min	120	0	17.34	6.9204	127.7058	85.14 %
5	Dlouhý, Michal		U	S	Min	132	0	19.20	6.8750	126.8677	84.58 %
6	Samková, Markéta		U	S	Maj	138	0	22.16	6.2274	114.9179	76.61 %
7	Vaclavík, Jaroslav		U	S	Maj	127	10	19.22	6.0874	112.3339	74.89 %
8	Ivo, Wilk		U	S	Min	136	0	22.43	6.0633	111.8892	74.59 %
9	Charvátová, Helena		U	S	Min	132	0	21.86	6.0384	111.4300	74.29 %
10	Švadláková, Miroslava		U	S	Min	144	0	24.51	5.8752	108.4171	72.28 %
11	Liehne, Irena		U	S	Min	140	0	24.07	5.8164	107.3323	71.55 %
12	Habásko, Miloslav		U	S	Min	123	10	19.60	5.7653	106.3900	70.93 %
13	Čurková, Alexandra		U	S	Min	132	0	22.95	5.7516	106.1377	70.76 %
14	Ďedíč, Jiří		U	S	Min	134	0	23.37	5.7338	105.8095	70.54 %
15	Kopřiva, Petr		U	S	Min	126	0	22.80	5.5263	101.9798	67.99 %
16	Ráček, Jaroslav		U	S	Min	142	0	25.88	5.4869	101.2518	67.50 %
17	Pulíček, Leoš		U	S	Min	127	10	21.79	5.3694	99.0848	66.06 %
18	Novotný, Petr		U	S	Min	130	0	24.22	5.3675	99.0485	66.03 %
19	Šoustar, Ivo		U	S	Maj	130	10	22.39	5.3595	98.9021	65.93 %
20	Černý, Václav		U	S	Min	130	0	24.52	5.3018	97.8366	65.22 %
21	Šimek, František		U	S	Maj	136	0	27.61	4.9258	90.8973	60.60 %
22	Racský, Libor		U	S	Min	125	10	23.52	4.8895	90.2275	60.15 %
23	Fiala, Jan		U	S	Min	111	10	20.71	4.8769	89.9953	60.00 %
24	Kučera, Peter		U	S	Min	122	0	25.18	4.8451	89.4093	59.61 %
25	Turková, Eva		U	S	Min	127	10	24.58	4.7600	87.8380	58.56 %
26	Weingartner, Tomáš		U	S	Min	124	0	26.71	4.6425	85.6695	57.11 %
27	Černý, Marek		U	S	Maj	126	20	23.47	4.5164	83.3434	55.56 %
28	Batěk, Jarda		U	S	Min	125	10	26.62	4.3201	79.7202	53.15 %
29	Horáčková, Anna		U	S	Min	118	0	27.47	4.2956	79.2687	52.85 %
30	Koblic, Jan		U	S	Min	111	30	22.68	3.5714	65.9053	43.94 %
31	Beneš, Stanislav		U	S	Maj	120	10	32.62	3.3722	62.2282	41.49 %
32	Hejnová, Dea		U	S	Min	109	10	31.38	3.1549	58.2185	38.81 %
33	Foltýn, Tomáš		U	S	Min	130	0	44.48	2.9227	53.9333	35.96 %
34	Petříková, Blanka		U	S	Min	122	20	35.25	2.8936	53.3973	35.60 %
35	Focke, Peter		U	S	Min	127	10	46.03	2.5418	46.9055	31.27 %
36	Höding, Doris		U	S	Min	111	10	40.55	2.4908	45.9631	30.64 %
37	Hrádek, Martin		U	S	Min	128	0	51.42	2.4893	45.9363	30.62 %
38	Babii, Jaroslav		U	S	Min	132	0	55.48	2.3792	43.9052	29.27 %
39	Punčochář, Jaromír			S	Min	134	0	83.69	1.6011	29.5467	19.70 %
40	(DQ) Cihelna, Petr	PETRC	U	S	Min						

